

Fixed Income Daily Report

Thursday, 18 April 2024 09:04:53

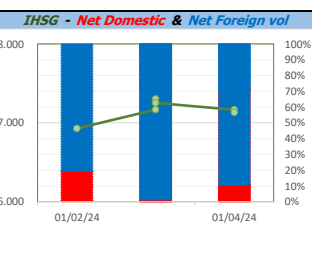
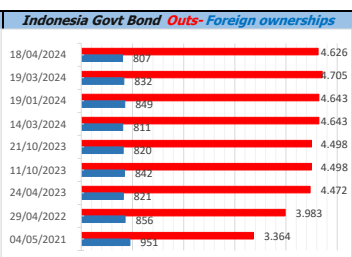
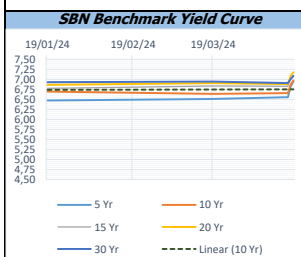
Global Market				Policy rates				
Indicator	price yesterday	TOD price	% chg.	Indicator	Date	Last	Prev.	Trend
USD/IDR Today	16220	16183	-0,23%	BI-7 DS RR		6,00	6,00	→
SGD/IDR Spot	11897	11902	0,04%	BI - Depfac	20/03/2024	5,25	5,25	→
MYR/IDR Spot	3384	3381	-0,10%	BI - LF		6,75	6,75	→
SAR/IDR Spot	4324	4313	-0,26%	US Fed's Current Range		5,50	5,50	→
US - Dow Jones Industrial Average	37799	37753	-0,12%	LPS IDR		4,25	4,25	→
Tokyo - Nikkei 225	37962	37849	-0,30%	LPS USD	01/02/2024	2,25	2,25	→
Hong Kong - Hang Seng Index	16252	16264	0,07%	LPS BPR		6,75	6,75	→
Singapore - Srait Time Index STI	3155	3188	1,03%					
Indonesia - IHSG	7131	7165	0,47%					
WTI Crude Oil Future/ barrel (Apr. 2024)	81,68	81,68	0,00%					
Gold Spot \$/Oz	2368,47	2368,83	0,02%					
Ice Newcastle Coal/ metric ton	129,25	129,60	0,27%					
Malaysia CPO Contract (MYR/Metric ton)	4498,00	4405,00	-2,11%					

Indonesia Economic Data (in US\$ Billion, or percentage)				
Indicator	Date	Last	Prev.	Trend
GDP (Gross Domestic Bruto)	31/12/2023	5,04	4,94	↑
CPI (YoY)	31/03/2024	3,05	2,75	↓
CPI Core (YoY)	31/03/2024	1,77	5,36	↓
CPI (MoM)	29/02/2024	0,52	0,37	↓
Trade Balance (USD Billion)	29/02/2024	\$ 867	\$ 2.000	↓
Export Growth	29/02/2024	\$ -9,45	\$ -8,20	↓
Import Growth	29/02/2024	\$ 15,84	\$ 0,28	↑
Foreign Reserves	31/03/2024	\$ 140,40	\$ 144,04	↓
Balance of Payment	31/12/2023	\$ -1.290	\$ -1.039	↓

Foreign currency (US\$) and Money Market (Rp.)				
Tenor	Sett. Date	BID	OFFER	Gap.
TOD	18/04/2024	14.985	14.985	0,00
TOM	19/04/2024	14.986	14.986	0,30
SPOT	22/04/2024	14.986	14.986	0,30
NDF 1Mo.	22/05/2024	16.190	16.200	10,00
D-NDF 3Mo.	22/07/2024	16.224	16.244	20,00
1 Wk.	29/04/2024	14.989	14.990	1,58
2 Wk.	06/05/2024	14.993	14.995	1,87
1 Mo.	22/05/2024	14.999	15.005	6,00
2 Mo.	24/06/2024	15.018	15.025	7,00
3 Mo.	22/07/2024	15.032	15.040	8,00
6 Mo.	22/10/2024	15.069	15.085	16,00
1 Yr.	22/04/2025	15.150	15.183	32,50

Money Market Rates (ACT/360)									
RATE	O/N	1 Wk	2 Wk	1 Mo	2 Mo	3 Mo	6 Mo	9 Mo	1 Yr
INTERBANK (IDR)	5,91%	6,25%	6,38%	6,60%	7,55%	7,89%	no data	no data	no data
INTERBANK (USD)	5,36%	5,39%	5,40%	5,47%	5,47%	5,49%	5,49%	5,54%	5,56%
INDONESIA	5,91%								
SIBOR (SGD)	0,10%	0,14%	no data	0,17%	0,21%	0,25%	0,35%	0,47%	0,58%
LIBOR (USD)	5,06%	no data	no data	5,43%	no data	5,59%	5,73%	no data	6,04%
JIBOR (IDR)	5,91%	6,27%	no data	6,65%	no data	6,93%	7,05%	no data	7,19%

Indonesia Government Bond									
Seri	Coupon	Bid	Offer	Bid Yield	Day(s) to Next Coupon	Last Week	Last Month	Day(s) to maturity	Trend
FR0064	6,125	97,31	97,87	6,893	23	98,58	98,57	1464 Hari	↓
FR0077	8,125	100,00	100,17	7,814	23	100,20	100,24	23 Hari	↓
FR0081	6,500	99,67	99,99	6,795	54	100,15	100,20	413 Hari	↓
FR0084	7,250	101,12	101,94	6,583	115	101,71	101,77	655 Hari	↓
FR0090	5,125	96,22	96,57	6,537	176	96,41	96,47	1073 Hari	↓
FR0091	6,375	96,31	96,84	6,986	176	98,62	98,17	2875 Hari	↓
FR0092	7,125	99,70	102,21	7,154	54	102,21	101,99	6537 Hari	↓
FR0093	6,375	94,29	97,77	7,044	84	97,11	97,88	4766 Hari	↓
FR0089	6,875	97,85	98,78	7,052	115	99,40	99,47	9839 Hari	↓
FR0095	6,375	97,98	98,52	6,920	115	99,57	99,56	1554 Hari	↓
FR0096	7,000	100,08	100,60	6,986	115	102,33	102,30	3177 Hari	↓
PBS012	8,875	112,97	113,38	6,664	23	113,68	113,52	2725 Hari	↓
PBS003	6,000	98,32	99,22	6,675	84	98,81	98,77	984 Hari	↓
PBS031	4,000	99,41	99,50	6,442	84	99,39	99,32	83 Hari	↑
PBS033	6,750	98,05	98,57	6,919	54	98,94	98,69	8338 Hari	↓
PBS036	5,375	98,61	98,70	6,481	115	98,63	98,67	473 Hari	↓
PBS037	6,875	100,81	101,26	6,774	146	101,41	101,20	4285 Hari	↓
PBS029	6,375	98,18	98,85	6,627	146	98,47	98,45	3564 Hari	↓
PBS034	6,500	96,95	97,63	6,824	54	98,09	97,99	5456 Hari	↓
FR0100	6,625	97,64	97,88	6,959	115	99,78	99,51	3537 Hari	↓
FR0101	6,875	99,71	100,08	6,944	176	101,35	101,25	1794 Hari	↓
FR0102	6,875	97,26	98,16	7,095	84	99,47	99,24	10890 Hari	↓
FR0098	7,125	100,25	100,86	7,096	54	102,67	102,20	5096 Hari	↓
FR0097	7,125	99,42	100,02	7,180	54	102,57	102,04	6897 Hari	↓
PBS038	6,875	98,99	99,37	6,959	54	99,10	99,02	9240 Hari	↓
PBS004	6,100	94,68	95,24	6,724	115	94,86	94,67	4618 Hari	↓
PBS030	5,875	97,13	97,20	6,660	84	97,40	97,12	1524 Hari	↓
PBS039	6,625	96,02	97,28	7,025	84	98,14	97,92	6207 Hari	↓
PBS032	4,875	96,22	96,75	6,714	84	96,51	96,37	803 Hari	↓



Tim Riset:
 Kemas Yudho - Dealer FI - Ext.7952 - kemas.yudho@bankselsabel.com
 Disclaimer/ Pernyataan bebas tanggung jawab: Semua data dalam lembaran ini hanya dipergunakan sebagai informasi. Kinerja masa lalu bukan merupakan indikasi kinerja masa depan atau perkiraan performa atas suatu instrumen. Informasi yang dimuat dalam lembaran ini diperoleh dari sumber yang dapat dipercaya, namun BPD Sumsel Babel tidak menjamin kelengkapan atau akurasi. Data, opini dan perkiraan yang diungkapkan dapat berubah tanpa pemberitahuan dan BPD Sumsel Babel tegas menolak setiap dan semua tanggung jawab atas pernyataan dan jaminan, tersurat maupun tersirat, yang tercantum di sini, atau yang tidak dicantumkan.