

Fixed Income Daily Report

Friday, 19 April 2024 09:09:15

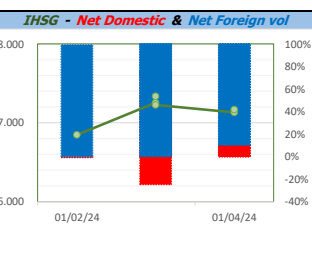
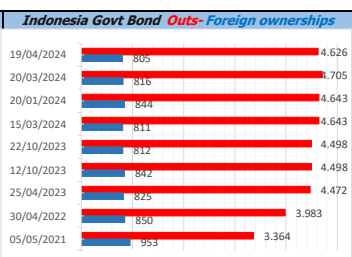
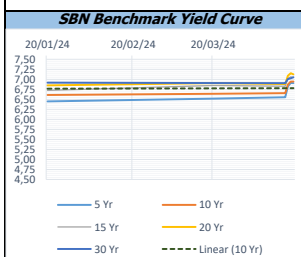
Global Market				Policy rates				
Indicator	price yesterday	TOD price	% chg.	Indicator	Date	Last	Prev.	Trend
USD/IDR Today	16175	16273	0,60%	BI-7 DS RR		6,00	6,00	→
SGD/IDR Spot	11900	11922	0,18%	BI - Depfac	20/03/2024	5,25	5,25	→
MYR/IDR Spot	3383	3397	0,41%	BI - LF		6,75	6,75	→
SAR/IDR Spot	4314	4338	0,55%	US Fed's Current Range		5,50	5,50	→
US - Dow Jones Industrial Average	37753	37775	0,06%	LPS IDR		4,25	4,25	→
Tokyo - Nikkei 225	38080	36883	-3,24%	LPS USD	01/02/2024	2,25	2,25	→
Hong Kong - Hang Seng Index	16386	16195	-1,18%	LPS BPR		6,75	6,75	→
Singapore - Srait Time Index STI	3188	3176	-0,37%					
Indonesia - IHSG	7167	7090	-1,09%					
WTI Crude Oil Future/ barrel (Apr. 2024)	81,68	81,68	0,00%					
Gold Spot \$/Oz	2409,63	2410,04	0,02%					
Ice Newcastle Coal/ metric ton	129,60	129,60	0,00%					
Malaysia CPO Contract (MYR/Metric ton)	4498,00	4405,00	-2,11%					

Indonesia Economic Data (in US\$ Billion, or percentage)				
Indicator	Date	Last	Prev.	Trend
GDP (Gross Domestic Bruto)	31/12/2023	5,04	4,94	↑
CPI (YoY)	31/03/2024	3,05	2,75	↓
CPI Core (YoY)	31/03/2024	1,77	5,36	↓
CPI (MoM)	29/02/2024	0,52	0,37	↓
Trade Balance (USD Billion)	29/02/2024	\$ 867	\$ 2.000	↓
Export Growth	29/02/2024	\$ -9,45	\$ -8,20	↓
Import Growth	29/02/2024	\$ 15,84	\$ 0,28	↑
Foreign Reserves	31/03/2024	\$ 140,40	\$ 144,04	↓
Balance of Payment	31/12/2023	\$ -1.290	\$ -1.039	↓

Foreign currency (US\$) and Money Market (Rp.)				
Tenor	Sett. Date	BID	OFFER	Gap.
TOD	19/04/2024	16.170	16.185	15,00
TOM	20/04/2024	16.170	16.186	15,15
SPOT	23/04/2024	16.170	16.186	15,15
NDF 1Mo.	28/05/2024	16.283	16.293	10,00
D-NDF 3Mo.	23/07/2024	16.310	16.331	21,00
1 Wk.	30/04/2024	16.173	16.189	15,78
2 Wk.	07/05/2024	16.177	16.194	17,00
1 Mo.	28/05/2024	16.184	16.203	18,75
2 Mo.	24/06/2024	16.200	16.218	18,00
3 Mo.	23/07/2024	16.212	16.235	23,45
6 Mo.	23/10/2024	16.248	16.269	20,73
1 Yr.	23/04/2025	16.345	16.370	25,00

Money Market Rates (ACT/360)									
RATE	O/N	1 Wk	2 Wk	1 Mo	2 Mo	3 Mo	6 Mo	9 Mo	1 Yr
INTERBANK (IDR)	5,88%	6,28%	6,40%	6,60%	7,50%	7,89%	no data	no data	no data
INTERBANK (USD)	5,38%	5,39%	5,40%	5,45%	5,46%	5,52%	5,51%	5,55%	5,55%
INDONESIA	5,88%								
SIBOR (SGD)	0,10%	0,14%	no data	0,17%	0,21%	0,25%	0,35%	0,47%	0,58%
LIBOR (USD)	5,06%	no data	no data	5,43%	no data	5,59%	5,73%	no data	6,04%
JIBOR (IDR)	5,88%	6,27%	no data	6,65%	no data	6,93%	7,05%	no data	7,19%

Indonesia Government Bond									
Seri	Coupon	Bid	Offer	Bid Yield	Day(s) to Next Coupon	Last Week	Last Month	Day(s) to maturity	Trend
FR0064	6,125	97,28	97,73	6,904	22	98,58	98,57	1463 Hari	↓
FR0077	8,125	100,06	100,18	6,890	22	100,20	100,24	22 Hari	↓
FR0081	6,500	99,69	99,94	6,776	53	100,15	100,20	412 Hari	↓
FR0084	7,250	101,11	101,93	6,584	114	101,71	101,77	654 Hari	↓
FR0090	5,125	96,22	96,57	6,540	175	96,41	96,47	1072 Hari	↓
FR0091	6,375	96,49	96,86	6,956	175	98,62	98,17	2874 Hari	↓
FR0092	7,125	99,74	100,92	7,150	53	102,21	101,99	6536 Hari	↓
FR0093	6,375	94,60	97,22	7,006	83	97,11	97,88	4765 Hari	↓
FR0089	6,875	97,79	98,72	7,057	114	99,40	99,47	9838 Hari	↓
FR0095	6,375	97,95	98,43	6,935	114	99,57	99,56	1553 Hari	↓
FR0096	7,000	100,24	100,73	6,961	114	102,33	102,30	3176 Hari	↓
PBS012	8,875	112,55	113,01	6,729	22	113,68	113,52	2724 Hari	↓
PBS003	6,000	98,33	99,25	6,676	83	98,81	98,77	983 Hari	↓
PBS031	4,000	99,42	99,49	6,492	83	99,39	99,32	82 Hari	↑
PBS033	6,750	98,08	98,60	6,917	53	98,94	98,69	8337 Hari	↓
PBS036	5,375	98,35	98,89	6,690	114	98,63	98,67	472 Hari	↓
PBS037	6,875	100,80	101,26	6,774	145	101,41	101,20	4284 Hari	↓
PBS029	6,375	97,05	98,51	6,788	145	98,47	98,45	3564 Hari	↓
PBS034	6,500	96,82	97,56	6,839	53	98,09	97,99	5455 Hari	↓
FR0100	6,625	97,90	98,26	6,921	114	99,78	99,51	3536 Hari	↓
FR0101	6,875	99,86	100,20	6,917	175	101,35	101,25	1793 Hari	↓
FR0102	6,875	97,72	98,50	7,057	83	99,47	99,24	10889 Hari	↓
FR0098	7,125	100,80	101,32	7,039	53	102,67	102,20	5095 Hari	↓
FR0097	7,125	100,07	100,75	7,117	53	102,57	102,04	6896 Hari	↓
PBS038	6,875	98,99	99,37	6,959	53	99,10	99,02	9239 Hari	↓
PBS004	6,100	94,29	94,89	6,773	114	94,86	94,67	4617 Hari	↓
PBS030	5,875	97,13	97,20	6,661	83	97,40	97,12	1523 Hari	↓
PBS039	6,625	96,02	97,29	7,026	83	98,14	97,92	6206 Hari	↓
PBS032	4,875	96,23	96,74	6,721	83	96,51	96,37	802 Hari	↓



Tim Riset:
 Kemas Yudho - Dealer FI - Ext.7952 - kemas.yudho@bankselsabel.com
 Disclaimer/ Pernyataan bebas tanggung jawab: Semua data dalam lembaran ini hanya dipergunakan sebagai informasi. Kinerja masa lalu bukan merupakan indikasi kinerja masa depan atau perkiraan performa suatu instrumen. Informasi yang dimuat dalam lembaran ini diperoleh dari sumber yang dapat dipercaya, namun BPD Sumsel Babel tidak menjamin kelengkapan atau akurasi. Data, opini dan perkiraan yang diungkapkan dapat berubah tanpa pemberitahuan dan BPD Sumsel Babel tegas menolak setiap dan semua tanggung jawab atas pernyataan dan jaminan, tersurat maupun tersirat, yang tercantum di sini, atau yang tidak dicantumkan.