

Fixed Income Daily Report

Tuesday, 23 April 2024 09:03:52

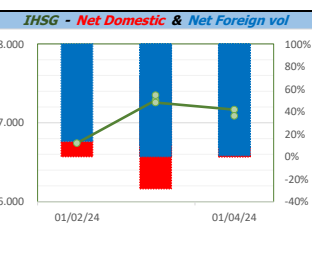
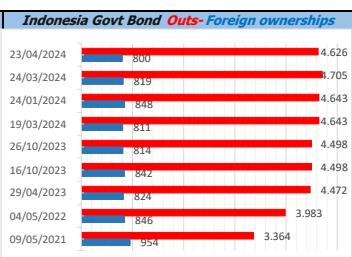
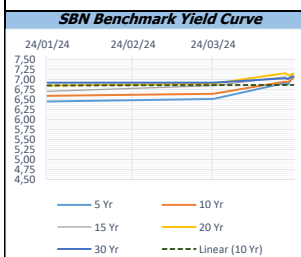
Global Market				Policy rates				
Indicator	price yesterday	TOD price	% chg.	Indicator	Date	Last	Prev.	Trend
USD/IDR Today	16255	16235	-0,12%	BI-7 DS RR		6,00	6,00	→
SGD/IDR Spot	11939	11921	-0,15%	BI - Depfac	20/03/2024	5,25	5,25	→
MYR/IDR Spot	3398	3393	-0,13%	BI - LF		6,75	6,75	→
SAR/IDR Spot	4329	4329	0,00%	US Fed's Current Range		5,50	5,50	→
US - Dow Jones Industrial Average	37986	38240	0,66%	LPS IDR		4,25	4,25	→
Tokyo - Nikkei 225	37439	37582	0,38%	LPS USD	01/02/2024	2,25	2,25	→
Hong Kong - Hang Seng Index	16224	16512	1,74%	LPS BPR		6,75	6,75	→
Singapore - Srait Time Index STI	3225	3262	1,14%					
Indonesia - IHSG	7087	7074	-0,19%					
WTI Crude Oil Future/ barrel (Apr. 2024)	81,68	81,68	0,00%					
Gold Spot \$/Oz	2328,58	2328,94	0,02%					
Ice Newcastle Coal/ metric ton	130,60	129,50	-0,85%					
Malaysia CPO Contract (MYR/Metric ton)	4405,00	4405,00	0,00%					

Indonesia Economic Data (in US\$ Billion, or percentage)					
Indicator	Date	Last	Prev.	Trend	
GDP (Gross Domestic Bruto)	31/12/2023	5,04	4,94	↑	
CPI (YoY)	31/03/2024	3,05	2,75	↓	
CPI Core (YoY)	31/03/2024	1,77	5,36	↓	
CPI (MoM)	29/02/2024	0,52	0,37	↑	
Trade Balance (USD Billion)	31/03/2024	\$ 4,473	\$ 834	↑	
Export Growth	31/03/2024	\$ -4,19	\$ -9,60	↓	
Import Growth	31/03/2024	\$ -12,76	\$ 15,84	↓	
Foreign Reserves	31/03/2024	\$ 140,40	\$ 144,04	↓	
Balance of Payment	31/12/2023	\$ -1.290	\$ -1.039	↓	

Foreign currency (US\$) and Money Market (Rp.)				
Tenor	Sett. Date	BID	OFFER	Gap.
TOD	23/04/2024	16.178	16.178	0,00
TOM	24/04/2024	16.178	16.179	0,20
SPOT	25/04/2024	16.178	16.179	0,20
NDF 1Mo.	28/05/2024	16.257	16.262	5,00
D-NDF 3Mo.	25/07/2024	16.269	16.298	29,00
1 Wk.	02/05/2024	16.182	16.183	1,00
2 Wk.	13/05/2024	16.184	16.186	1,88
1 Mo.	28/05/2024	16.194	16.197	2,75
2 Mo.	25/06/2024	16.208	16.213	5,00
3 Mo.	25/07/2024	16.223	16.228	5,00
6 Mo.	25/10/2024	16.263	16.271	7,80
1 Yr.	25/04/2025	16.359	16.373	13,75

Money Market Rates (ACT/360)									
RATE	O/N	1 Wk	2 Wk	1 Mo	2 Mo	3 Mo	6 Mo	9 Mo	1 Yr
INTERBANK (IDR)	5,93%	6,28%	6,40%	6,60%	6,78%	7,89%	no data	no data	no data
INTERBANK (USD)	5,36%	5,37%	5,40%	5,43%	5,47%	5,51%	5,48%	5,55%	5,56%
INDONESIA 5,93%									
SIBOR (SGD)	0,10%	0,14%	no data	0,17%	0,21%	0,25%	0,35%	0,47%	0,58%
LIBOR (USD)	5,06%	no data	no data	5,43%	no data	5,59%	5,73%	no data	6,04%
JIBOR (IDR)	5,93%	6,26%	no data	6,65%	no data	6,93%	7,05%	no data	7,19%

Indonesia Government Bond									
Seri	Coupon	Bid	Offer	Bid Yield	Day(s) to Next Coupon	Last Week	Last Month	Day(s) to maturity	Trend
FR0064	6,125	96,78	97,19	7,042	20	97,02	98,57	1461 Hari	↓
FR0077	8,125	100,05	100,17	6,711	20	100,13	100,24	20 Hari	↓
FR0081	6,500	99,49	99,74	6,977	51	99,68	100,20	410 Hari	↓
FR0084	7,250	100,87	101,52	6,721	112	101,43	101,77	652 Hari	↓
FR0090	5,125	95,33	95,68	6,887	173	95,94	96,47	1070 Hari	↓
FR0091	6,375	96,02	96,39	7,035	173	96,54	98,17	2872 Hari	↓
FR0092	7,125	98,96	99,48	7,217	51	100,25	101,99	6534 Hari	↓
FR0093	6,375	94,37	97,76	7,034	81	96,06	97,88	4763 Hari	↓
FR0089	6,875	97,13	97,97	7,102	112	97,75	99,47	9836 Hari	↓
FR0095	6,375	97,40	97,98	7,076	112	97,79	99,56	1551 Hari	↓
FR0096	7,000	99,25	99,76	7,110	112	100,12	102,30	3174 Hari	↓
PBS012	8,875	113,28	113,82	6,613	20	112,73	113,52	2722 Hari	↑
PBS003	6,000	98,56	99,25	6,583	81	99,14	98,77	981 Hari	↓
PBS031	4,000	99,41	99,45	6,609	81	99,35	99,31	80 Hari	↑
PBS033	6,750	98,12	98,64	6,913	51	98,36	98,69	8335 Hari	↓
PBS036	5,375	98,13	98,85	6,886	112	98,40	98,67	470 Hari	↓
PBS037	6,875	101,34	101,74	6,709	143	100,50	101,20	4283 Hari	↓
PBS029	6,375	97,76	98,59	6,687	143	97,72	98,45	3562 Hari	↑
PBS034	6,500	97,43	98,27	6,772	51	97,03	97,99	5453 Hari	↑
FR0100	6,625	96,94	97,39	7,057	112	97,49	99,51	3534 Hari	↓
FR0101	6,875	99,29	99,69	7,046	173	99,56	101,25	1791 Hari	↓
FR0102	6,875	97,49	98,08	7,092	81	97,97	99,24	10887 Hari	↓
FR0098	7,125	100,06	100,59	7,109	51	100,49	102,20	5093 Hari	↓
FR0097	7,125	99,88	100,41	7,133	51	100,06	102,04	6894 Hari	↓
PBS038	6,875	98,73	99,00	6,981	51	97,84	99,02	9237 Hari	↑
PBS004	6,100	94,92	95,60	6,696	112	94,31	94,67	4615 Hari	↑
PBS030	5,875	97,13	97,23	6,662	81	97,18	97,12	1521 Hari	↓
PBS039	6,625	97,19	98,31	6,906	81	96,66	97,92	6204 Hari	↑
PBS032	4,875	96,19	96,35	6,741	81	96,21	96,37	800 Hari	↓



Tim Riset:
 Kemas Yudho - Dealer FI - Ext.7952 - kemas.yudho@bankselsabel.com
 Disclaimer/ Pernyataan bebas tanggung jawab: Semua data dalam lembaran ini hanya dipergunakan sebagai informasi. Kinerja masa lalu bukan merupakan indikasi kinerja masa depan atau perkiraan performa atas suatu instrumen. Informasi yang dimuat dalam lembaran ini diperoleh dari sumber yang dapat dipercaya, namun BPD Sumsel Babel tidak menjamin kelengkapan atau akurasi. Data, opini dan perkiraan yang diungkapkan dapat berubah tanpa pemberitahuan dan BPD Sumsel Babel tegas menolak setiap dan semua tanggung jawab atas pernyataan dan jaminan, tersurat maupun tersirat, yang tercantum di sini, atau yang tidak dicantumkan.