

Fixed Income Daily Report

Thursday, 25 April 2024 09:07:08

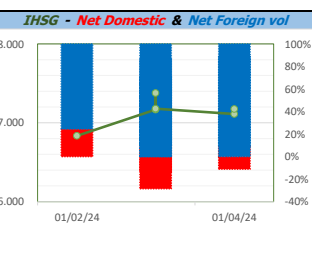
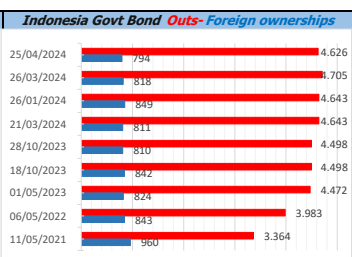
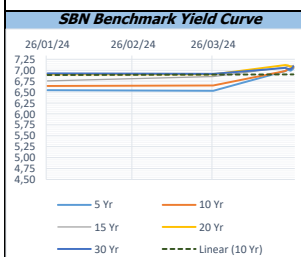
Global Market				Policy rates				
Indicator	price yesterday	TOD price	% chg.	Indicator	Date	Last	Prev.	Trend
USD/IDR Today	16154	16215	0,38%	BI-7 DS RR		6,25	6,00	↑
SGD/IDR Spot	11873	11915	0,35%	BI - Depfac	24/04/2024	5,25	5,25	→
MYR/IDR Spot	3381	3390	0,25%	BI - LF		6,75	6,75	→
SAR/IDR Spot	4316	4310	-0,14%	US Fed's Current Range		5,50	5,50	→
US - Dow Jones Industrial Average	38504	38461	-0,11%	LPS IDR		4,25	4,25	→
Tokyo - Nikkei 225	38460	37775	-1,81%	LPS USD	01/02/2024	2,25	2,25	→
Hong Kong - Hang Seng Index	17201	17179	-0,13%	LPS BPR		6,75	6,75	→
Singapore - Srait Time Index STI	3293	3263	-0,92%					
Indonesia - IHSG	7175	7143	-0,45%					
WTI Crude Oil Future/ barrel (Apr. 2024)	81,68	81,68	0,00%					
Gold Spot \$/Oz	2319,95	2320,29	0,01%					
Ice Newcastle Coal/ metric ton	129,75	129,00	-0,58%					
Malaysia CPO Contract (MYR/Metric ton)	4405,00	4405,00	0,00%					

Indonesia Economic Data (in US\$ Billion, or percentage)					
Indicator	Date	Last	Prev.	Trend	
GDP (Gross Domestic Bruto)	31/12/2023	5,04	4,94	↑	
CPI (YoY)	31/03/2024	3,05	2,75	↓	
CPI Core (YoY)	31/03/2024	1,77	5,36	↓	
CPI (MoM)	29/02/2024	0,52	0,37	↑	
Trade Balance (USD Billion)	31/03/2024	\$ 4,473	\$ 834	↑	
Export Growth	31/03/2024	\$ -4,19	\$ -9,60	↓	
Import Growth	31/03/2024	\$ -12,76	\$ 15,84	↓	
Foreign Reserves	31/03/2024	\$ 140,40	\$ 144,04	↓	
Balance of Payment	31/12/2023	\$ -1.290	\$ -1.039	↓	

Foreign currency (US\$) and Money Market (Rp.)				
Tenor	Sett. Date	BID	OFFER	Gap.
TOD	25/04/2024	16.153	16.155	2,00
TOM	26/04/2024	16.153	16.156	2,23
SPOT	29/04/2024	16.153	16.156	2,23
NDF 1Mo.	29/05/2024	16.213	16.226	13,00
D-NDF 3Mo.	29/07/2024	16.241	16.261	20,00
1 Wk.	06/05/2024	16.156	16.159	3,34
2 Wk.	13/05/2024	16.159	16.163	4,05
1 Mo.	29/05/2024	16.166	16.172	5,50
2 Mo.	28/06/2024	16.181	16.188	7,27
3 Mo.	29/07/2024	16.193	16.200	7,00
6 Mo.	29/10/2024	16.235	16.245	10,16
1 Yr.	29/04/2025	16.323	16.345	22,00

Money Market Rates (ACT/360)									
RATE	O/N	1 Wk	2 Wk	1 Mo	2 Mo	3 Mo	6 Mo	9 Mo	1 Yr
INTERBANK (IDR)	5,95%	6,45%	6,70%	6,83%	9,42%	6,93%	no data	no data	no data
INTERBANK (USD)	5,38%	5,39%	5,39%	5,49%	5,46%	5,49%	5,49%	5,55%	5,55%
INDONESIA 5,95%									
SIBOR (SGD)	0,10%	0,14%	no data	0,17%	0,21%	0,25%	0,35%	0,47%	0,58%
LIBOR (USD)	5,06%	no data	no data	5,43%	no data	5,59%	5,73%	no data	6,04%
JIBOR (IDR)	5,95%	6,25%	no data	6,65%	no data	6,93%	7,05%	no data	7,19%

Indonesia Government Bond									
Seri	Coupon	Bid	Offer	Bid Yield	Day(s) to Next Coupon	Last Week	Last Month	Day(s) to maturity	Trend
FR0064	6,125	96,81	97,18	7,041	16	97,02	98,57	1457 Hari	↓
FR0077	8,125	100,05	100,14	6,986	16	100,13	100,24	16 Hari	↓
FR0081	6,500	99,34	99,72	7,107	47	99,68	100,20	406 Hari	↓
FR0084	7,250	100,44	101,08	6,977	108	101,43	101,77	648 Hari	↓
FR0090	5,125	95,06	95,41	6,996	169	95,94	96,47	1066 Hari	↓
FR0091	6,375	96,27	96,54	6,993	169	96,54	98,17	2868 Hari	↓
FR0092	7,125	99,57	100,43	7,167	47	100,25	101,99	6530 Hari	↓
FR0093	6,375	94,20	97,65	7,056	77	96,06	97,88	4759 Hari	↓
FR0089	6,875	97,17	98,05	7,110	108	97,75	99,47	9832 Hari	↓
FR0095	6,375	97,52	97,96	7,049	108	97,79	99,56	1548 Hari	↓
FR0096	7,000	99,40	99,83	7,091	108	100,12	102,30	3170 Hari	↓
PBS012	8,875	113,10	113,70	6,640	16	112,73	113,52	2718 Hari	↑
PBS003	6,000	98,56	99,25	6,582	77	99,14	98,77	977 Hari	↓
PBS031	4,000	99,37	99,46	6,829	77	99,35	99,31	76 Hari	↑
PBS033	6,750	98,16	98,69	6,910	47	98,36	98,69	8331 Hari	↓
PBS036	5,375	98,13	98,85	6,886	108	98,40	98,67	467 Hari	↓
PBS037	6,875	101,33	101,72	6,710	139	100,50	101,20	4279 Hari	↑
PBS029	6,375	97,64	98,62	6,704	139	97,72	98,45	3558 Hari	↓
PBS034	6,500	97,41	98,26	6,775	47	97,03	97,99	5449 Hari	↑
FR0100	6,625	96,92	97,10	7,064	108	97,49	99,51	3530 Hari	↓
FR0101	6,875	99,31	99,60	7,043	169	99,56	101,25	1787 Hari	↓
FR0102	6,875	97,37	98,11	7,086	77	97,97	99,24	10883 Hari	↓
FR0098	7,125	100,15	100,68	7,106	47	100,49	102,20	5089 Hari	↓
FR0097	7,125	100,73	101,37	7,054	47	100,06	102,04	6890 Hari	↑
PBS038	6,875	98,73	99,00	6,981	47	97,84	99,02	9233 Hari	↑
PBS004	6,100	94,86	95,55	6,704	108	94,31	94,67	4611 Hari	↑
PBS030	5,875	97,16	97,23	6,655	77	97,18	97,12	1517 Hari	↓
PBS039	6,625	97,26	98,40	6,898	77	96,66	97,92	6200 Hari	↑
PBS032	4,875	96,19	96,35	6,745	77	96,21	96,37	796 Hari	↓



Tim Riset:
 Kemas Yudho - Dealer FI - Ext.7952 - kemas.yudho@bankselsabel.com
 Disclaimer/ Pernyataan bebas tanggung jawab: Semua data dalam lembaran ini hanya dipergunakan sebagai informasi. Kinerja masa lalu bukan merupakan indikasi kinerja masa depan atau perkiraan performa atas suatu instrumen. Informasi yang dimuat dalam lembaran ini diperoleh dari sumber yang dapat dipercaya, namun BPD Sumsel Babel tidak menjamin kelengkapan atau akurasi. Data, opini dan perkiraan yang diungkapkan dapat berubah tanpa pemberitahuan dan BPD Sumsel Babel tegas menolai setiap dan semua tanggung jawab atas pernyataan dan jaminan, tersurat maupun tersirat, yang tercantum di sini, atau yang tidak dicantumkan.