

Fixed Income Daily Report

Friday, 26 April 2024 09:06:07

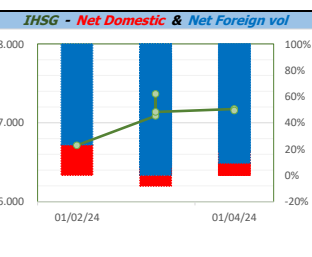
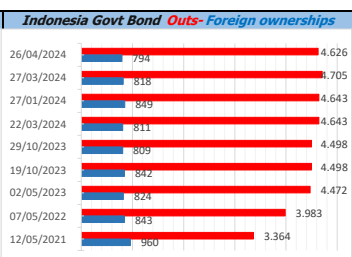
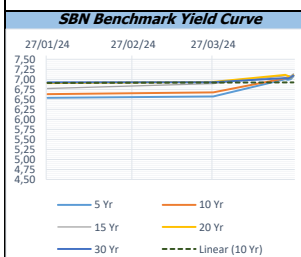
Global Market				Policy rates				
Indicator	price yesterday	TOD price	% chg.	Indicator	Date	Last	Prev.	Trend
USD/IDR Today	16188	16212	0,15%	BI-7 DS RR		6,25	6,00	↑
SGD/IDR Spot	11903	11923	0,17%	BI - Depfac	24/04/2024	5,50	5,25	↑
MYR/IDR Spot	3385	3393	0,22%	BI - LF		7,00	6,75	↑
SAR/IDR Spot	4317	4324	0,16%	US Fed's Current Range		5,50	5,50	→
US - Dow Jones Industrial Average	38461	38086	-0,98%	LPS IDR		4,25	4,25	→
Tokyo - Nikkei 225	37628	37740	0,30%	LPS USD	01/02/2024	2,25	2,25	→
Hong Kong - Hang Seng Index	17285	17469	1,06%	LPS BPR		6,75	6,75	→
Singapore - Srait Time Index STI	3288	3291	0,10%					
Indonesia - IHSG	7155	7131	-0,34%					
WTI Crude Oil Future/ barrel (Apr. 2024)	81,68	81,68	0,00%					
Gold Spot \$/Oz	2332,67	2333,00	0,01%					
Ice Newcastle Coal/ metric ton	129,00	129,25	0,19%					
Malaysia CPO Contract (MYR/Metric ton)	4405,00	4405,00	0,00%					

Indonesia Economic Data (in US\$ Billion, or percentage)				
Indicator	Date	Last	Prev.	Trend
GDP (Gross Domestic Bruto)	31/12/2023	5,04	4,94	↑
CPI (YoY)	31/03/2024	3,05	2,75	↓
CPI Core (YoY)	31/03/2024	1,77	5,36	↓
CPI (MoM)	29/02/2024	0,52	0,37	↑
Trade Balance (USD Billion)	31/03/2024	\$ 4,473	\$ 834	↑
Export Growth	31/03/2024	\$ -4,19	\$ -9,60	↓
Import Growth	31/03/2024	\$ -12,76	\$ 15,84	↓
Foreign Reserves	31/03/2024	\$ 140,40	\$ 144,04	↓
Balance of Payment	31/12/2023	\$ -1.290	\$ -1.039	↓

Foreign currency (US\$) and Money Market (Rp.)				
Tenor	Sett. Date	BID	OFFER	Gap.
TOD	26/04/2024	16.205	16.215	10,00
TOM	27/04/2024	16.205	16.215	10,15
SPOT	30/04/2024	16.205	16.215	10,15
NDF 1Mo.	31/05/2024	16.229	16.241	12,00
D-NDF 3Mo.	31/07/2024	16.260	16.276	16,00
1 Wk.	07/05/2024	16.207	16.218	10,49
2 Wk.	14/05/2024	16.209	16.221	11,88
1 Mo.	31/05/2024	16.216	16.227	11,00
2 Mo.	28/06/2024	16.227	16.242	15,00
3 Mo.	31/07/2024	16.237	16.253	16,00
6 Mo.	31/10/2024	16.286	16.305	18,94
1 Yr.	30/04/2025	16.378	16.403	25,00

Money Market Rates (ACT/360)									
RATE	O/N	1 Wk	2 Wk	1 Mo	2 Mo	3 Mo	6 Mo	9 Mo	1 Yr
INTERBANK (IDR)	6,00%	6,45%	6,70%	6,83%	7,03%	7,18%	no data	no data	no data
INTERBANK (USD)	5,36%	5,40%	5,40%	5,43%	5,47%	5,53%	5,54%	5,58%	5,59%
INDONESIA	6,00%								
SIBOR (SGD)	0,10%	0,14%	no data	0,17%	0,21%	0,25%	0,35%	0,47%	0,58%
LIBOR (USD)	5,06%	no data	no data	5,43%	no data	5,59%	5,72%	no data	6,04%
JIBOR (IDR)	6,00%	6,50%	no data	6,90%	no data	7,15%	7,28%	no data	7,42%

Indonesia Government Bond									
Seri	Coupon	Bid	Offer	Bid Yield	Day(s) to Next Coupon	Last Week	Last Month	Day(s) to maturity	Trend
FR0064	6,125	96,57	96,92	7,116	15	97,02	98,57	1456 Hari	↓
FR0077	8,125	100,05	100,13	6,697	15	100,13	100,24	15 Hari	↓
FR0081	6,500	99,34	99,69	7,106	46	99,68	100,20	405 Hari	↓
FR0084	7,250	100,46	101,21	6,903	107	102,01	102,01	647 Hari	↓
FR0090	5,125	95,08	95,43	6,990	168	95,94	96,47	1065 Hari	↓
FR0091	6,375	95,59	96,10	7,110	168	96,54	98,17	2867 Hari	↓
FR0092	7,125	99,26	100,46	7,197	46	100,25	101,99	6529 Hari	↓
FR0093	6,375	93,94	96,52	7,088	76	96,06	97,88	4758 Hari	↓
FR0089	6,875	96,99	97,82	7,125	107	97,75	99,47	9831 Hari	↓
FR0095	6,375	97,51	97,91	7,052	107	97,79	99,56	1547 Hari	↓
FR0096	7,000	99,16	99,57	7,129	107	100,12	102,30	3169 Hari	↓
PBS012	8,875	113,18	113,78	6,626	15	112,73	113,52	2717 Hari	↑
PBS003	6,000	98,65	99,25	6,546	76	99,14	98,77	976 Hari	↓
PBS031	4,000	99,38	99,46	6,811	76	99,35	99,31	75 Hari	↑
PBS033	6,750	98,41	98,95	6,887	46	98,36	98,69	8330 Hari	↑
PBS036	5,375	98,05	98,77	6,963	107	98,40	98,67	466 Hari	↓
PBS037	6,875	101,33	101,66	6,710	138	100,50	101,20	4278 Hari	↑
PBS029	6,375	97,57	98,62	6,714	138	97,72	98,45	3557 Hari	↓
PBS034	6,500	97,56	98,40	6,759	46	97,03	97,99	5448 Hari	↑
FR0100	6,625	96,51	96,69	7,125	107	97,49	99,51	3529 Hari	↓
FR0101	6,875	99,14	99,44	7,082	168	99,56	101,25	1786 Hari	↓
FR0102	6,875	97,21	97,78	7,099	76	97,97	99,24	10882 Hari	↓
FR0098	7,125	99,83	100,27	7,143	46	100,49	102,20	5088 Hari	↓
FR0097	7,125	100,25	100,85	7,100	46	100,06	102,04	6889 Hari	↑
PBS038	6,875	98,70	99,04	6,983	46	99,03	99,05	9232 Hari	↓
PBS004	6,100	94,72	95,92	6,720	107	94,87	94,97	4610 Hari	↓
PBS030	5,875	97,16	97,23	6,656	76	97,18	97,12	1516 Hari	↓
PBS039	6,625	97,81	98,55	6,842	76	96,66	97,92	6199 Hari	↑
PBS032	4,875	95,93	96,34	6,888	76	96,21	96,37	795 Hari	↓



Tim Riset:
 Kemas Yudho - Dealer FI - Ext.7952 - kemas.yudho@bankselsabel.com
 Disclaimer/ Pernyataan bebas tanggung jawab: Semua data dalam lembaran ini hanya dipergunakan sebagai informasi. Kinerja masa lalu tidak merupakan indikasi kinerja masa depan atau perkiraan performa atas suatu instrumen. Informasi yang dimuat dalam lembaran ini diperoleh dari sumber yang dapat dipercaya, namun BPD Sumsel Babel tidak menjamin kelengkapan atau akurasi. Data, opini dan perkiraan yang diungkapkan dapat berubah tanpa pemberitahuan dan BPD Sumsel Babel tegas menolai setiap dan semua tanggung jawab atas pernyataan dan jaminan, tersurat maupun tersirat, yang tercantum di sini, atau yang tidak dicantumkan.