

### Fixed Income Daily Report

Tuesday, 07 January 2025 09:00:25

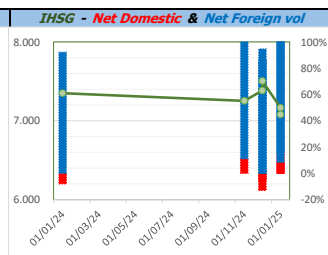
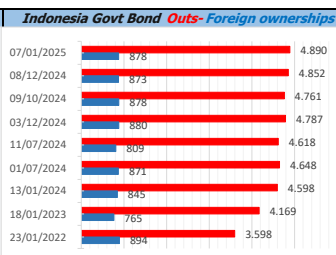
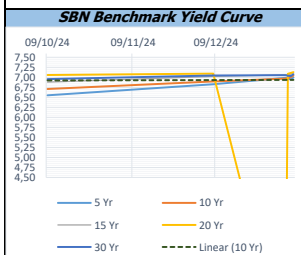
Global Market				Policy rates				
Indicator	price yesterday	TOD price	% chg.	Indicator	Date	Last	Prev.	Trend
USD/IDR Today	16190	16195	0,03%	BI-7 DS RR		6,00	6,25	↓
SGD/IDR Spot	11818	11831	0,11%	BI - Depfac	18/12/2024	5,25	5,50	↓
MYR/IDR Spot	3599	3585	-0,38%	BI - LF		6,75	7,00	↓
SAR/IDR Spot	4315	4315	0,00%	US Fed's Current Range		4,50	5,50	↓
US - Dow Jones Industrial Average	42732	42707	-0,06%	LPS IDR		4,25	4,25	→
Tokyo - Nikkei 225	39307	40163	2,13%	LPS USD	01/02/2024	2,25	2,25	→
Hong Kong - Hang Seng Index	19688	19574	-0,58%	LPS BPR		6,75	6,75	→
Singapore - Srait Time Index STI	3822	3826	0,12%					
Indonesia - IHSG	7080	7086	0,08%					
WTI Crude Oil Future/ barrel (Aug. 2024)	68,87	68,87	0,00%					
Gold Spot \$/Oz	2639,12	2639,62	0,02%					
Ice Newcastle Coal/ metric ton	123,50	119,75	-3,13%					
Malaysia CPO Contract (MYR/Metric ton)	5140,00	5140,00	0,00%					

Indonesia Economic Data (in US\$ Billion, or percentage)				
Indicator	Date	Last	Prev.	Trend
GDP (Gross Domestic Bruto)	30/09/2024	4,95	5,05	↓
CPI (YoY)	31/12/2024	1,57	1,55	↑
CPI Core (YoY)	31/12/2024	2,26	0	↑
CPI (MoM)	30/11/2024	0,44	0,30	↑
Trade Balance (USD Billion)	30/11/2024	\$ 4,420	\$ 2,483	↑
Export Growth	30/11/2024	\$ 9,13	\$ 10,27	↓
Import Growth	30/11/2024	\$ 0,01	\$ 17,49	↓
Foreign Reserves	30/11/2024	\$ 150,24	\$ 151,23	↓
Balance of Payment	30/09/2024	\$ -2,150	\$ -3,246	↑

Foreign currency (US\$) and Money Market (Rp.)				
Tenor	Sett. Date	BID	OFFER	Gap.
TOD	07/01/2025	16.190	16.200	10,00
TOM	08/01/2025	16.191	16.201	10,15
SPOT	09/01/2025	16.191	16.201	10,15
NDF 1Mo.	10/02/2025	16.178	16.208	30,00
D-NDF 3Mo.	09/04/2025	16.242	16.267	25,00
1 Wk.	16/01/2025	16.194	16.205	10,60
2 Wk.	23/01/2025	16.198	16.209	11,20
1 Mo.	10/02/2025	16.210	16.222	12,00
2 Mo.	10/03/2025	16.232	16.247	14,68
3 Mo.	09/04/2025	16.259	16.272	13,00
6 Mo.	09/07/2025	16.340	16.365	25,00
1 Yr.	09/01/2026	16.490	16.535	45,00

Money Market Rates (ACT/360)									
RATE	O/N	1 Wk	2 Wk	1 Mo	2 Mo	3 Mo	6 Mo	9 Mo	1 Yr
INTERBANK (IDR)	6,07%	6,33%	6,45%	6,60%	#VALUE!	6,92%	no data	no data	no data
INTERBANK (USD)	4,35%	4,38%	4,38%	4,41%	4,49%	4,48%	4,50%	4,48%	4,50%
<b>INDONESIA</b>	<b>6,07%</b>								
SIBOR (SGD)	0,10%	0,14%	no data	0,17%	0,21%	0,25%	0,35%	0,47%	0,58%
LIBOR (USD)	5,06%	no data	no data	4,96%	no data	4,85%	4,68%	no data	6,04%
JIBOR (IDR)	6,07%	6,29%	no data	6,62%	no data	6,92%	7,07%	no data	7,22%

Indonesia Government Bond									
Seri	Coupon	Bid	Offer	Bid Yield	Day(s) to Next Coupon	Last Week	Last Month	Day(s) to maturity	Trend
FR0064	6,125	97,39	97,74	7,008	126	97,54	97,51	1205 Hari	↓
FR0081	6,500	99,77	99,93	7,011	157	99,85	99,82	155 Hari	↓
FR0084	7,250	100,07	100,60	7,170	37	100,61	100,61	396 Hari	↓
FR0090	5,125	96,10	96,43	7,011	96	96,21	96,20	815 Hari	↓
FR0091	6,375	96,16	96,51	7,057	96	96,42	96,36	2617 Hari	↓
FR0092	7,125	99,82	100,28	7,143	157	100,02	100,19	6279 Hari	↓
FR0093	6,375	94,35	95,13	7,052	6	94,78	94,80	4507 Hari	↓
FR0089	6,875	96,80	97,70	7,144	37	97,27	97,07	9581 Hari	↓
FR0095	6,375	98,07	98,46	6,987	37	98,22	98,24	1296 Hari	↓
FR0096	7,000	99,83	100,17	7,026	37	100,09	100,09	2918 Hari	↓
PBS012	8,875	110,32	111,64	6,953	126	110,99	110,35	2467 Hari	↓
PBS003	6,000	98,01	98,26	7,070	6	98,16	97,97	726 Hari	↓
PBS033	6,750	96,06	97,94	7,104	157	97,03	96,97	8080 Hari	↓
PBS036	5,375	99,08	99,43	6,944	37	99,20	99,46	215 Hari	↓
PBS037	6,875	99,84	100,17	6,894	65	100,01	99,61	4027 Hari	↓
PBS029	6,375	97,67	97,94	6,718	65	97,80	97,84	3306 Hari	↓
PBS034	6,500	95,92	96,64	6,952	157	96,32	96,00	5198 Hari	↓
FR0100	6,625	97,14	97,47	7,055	37	97,48	97,70	3278 Hari	↓
FR0101	6,875	99,54	99,86	6,999	96	99,70	99,57	1536 Hari	↓
FR0102	6,875	97,50	98,03	7,078	6	97,89	97,53	10631 Hari	↓
FR0103	6,750	97,74	98,06	7,058	6	98,15	98,33	3786 Hari	↓
FR0104	6,500	97,73	98,09	7,003	6	97,99	97,72	1985 Hari	↓
FR0098	7,125	100,12	100,57	7,110	157	100,42	100,55	4838 Hari	↓
FR0097	7,125	99,95	100,39	7,129	157	100,17	100,89	6639 Hari	↓
PBS038	6,875	97,44	98,03	7,094	157	97,73	97,74	8981 Hari	↓
PBS004	6,100	93,67	94,20	6,878	37	93,93	94,01	4359 Hari	↓
PBS030	5,875	97,02	97,30	6,842	6	97,17	97,21	1265 Hari	↓
PBS039	6,625	96,94	98,19	6,939	6	97,56	97,34	5948 Hari	↓
PBS032	4,875	96,78	97,01	7,146	6	96,81	96,94	544 Hari	↓



Tim Riset:  
 Ryan Eka Putra - Dealer FI - Ext.7952 - ryan.ekaputra@banksumselbabel.com  
 Disclaimer/ Pernyataan bebas tanggung jawab: Semua data dalam lembaran ini hanya dipergunakan sebagai informasi. Kinerja masa lalu bukan merupakan indikasi kinerja masa depan atau perkiraan performa atas suatu instrumen. Informasi yang dimuat dalam lembaran ini diperoleh dari sumber yang dapat dipercaya, namun BPD Sumsel Babel tidak menjamin kelengkapan atau akurasi. Data, opini dan perkiraan yang diungkapkan dapat berubah tanpa pemberitahuan dan BPD Sumsel Babel tegas menolai setiap dan semua tanggung jawab atas pernyataan dan jaminan, tersurat maupun tersirat, yang tercantum di sini, atau yang tidak dicantumkan.