

### Fixed Income Daily Report

Wednesday, 15 January 2025 09:15:36

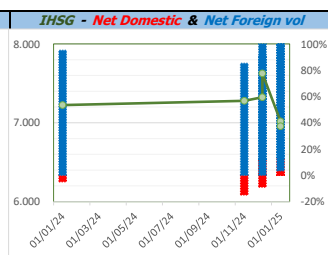
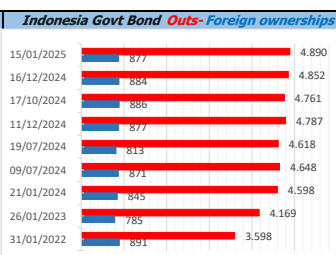
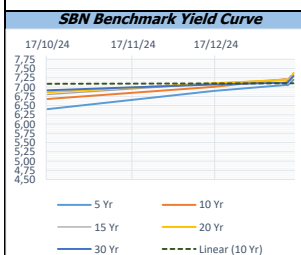
Global Market				Policy rates				
Indicator	price yesterday	TOD price	% chg.	Indicator	Date	Last	Prev.	Trend
USD/IDR Today	16265	16310	0,28%	BI-7 DS RR		6,00	6,25	↓
SGD/IDR Spot	11876	11923	0,39%	BI - Depfac	18/12/2024	5,25	5,50	↓
MYR/IDR Spot	3614	3620	0,16%	BI - LF		6,75	7,00	↓
SAR/IDR Spot	4335	4346	0,25%	US Fed's Current Range		4,50	5,50	↓
US - Dow Jones Industrial Average	42297	42518	0,52%	LPS IDR		4,25	4,25	→
Tokyo - Nikkei 225	38474	38528	0,14%	LPS USD	01/02/2024	2,25	2,25	→
Hong Kong - Hang Seng Index	19220	19212	-0,04%	LPS BPR		6,75	6,75	→
Singapore - Srait Time Index STI	3789	3782	-0,17%					
Indonesia - IHSG	6957	7003	0,66%					
WTI Crude Oil Future/ barrel (Aug. 2024)	69,91	69,91	0,00%					
Gold Spot \$/Oz	2673,06	2673,46	0,01%					
Ice Newcastle Coal/ metric ton	114,50	115,40	0,78%					
Malaysia CPO Contract (MYR/Metric ton)	4638,00	4638,00	0,00%					

Indonesia Economic Data (in US\$ Billion, or percentage)				
Indicator	Date	Last	Prev.	Trend
GDP (Gross Domestic Bruto)	30/09/2024	4,95	5,05	↓
CPI (YoY)	31/12/2024	1,57	1,55	↑
CPI Core (YoY)	31/12/2024	2,26	0	↑
CPI (MoM)	30/11/2024	0,44	0,30	↑
Trade Balance (USD Billion)	30/11/2024	\$ 4,367	\$ 2,483	↑
Export Growth	30/11/2024	\$ 9,10	\$ 10,28	↓
Import Growth	30/11/2024	\$ 0,23	\$ 17,49	↓
Foreign Reserves	31/12/2024	\$ 155,72	\$ 150,24	↑
Balance of Payment	30/09/2024	\$ -2,150	\$ -3,246	↑

Foreign currency (US\$) and Money Market (Rp.)				
Tenor	Sett. Date	BID	OFFER	Gap.
TOD	15/01/2025	16.300	16.315	15,00
TOM	16/01/2025	16.301	16.316	15,10
SPOT	17/01/2025	16.301	16.316	15,10
NDF 1Mo.	18/02/2025	16.333	16.343	10,00
D-NDF 3Mo.	17/04/2025	16.391	16.413	22,00
1 Wk.	24/01/2025	16.305	16.320	15,59
2 Wk.	31/01/2025	16.309	16.325	16,00
1 Mo.	18/02/2025	16.322	16.339	17,00
2 Mo.	17/03/2025	16.342	16.362	20,00
3 Mo.	17/04/2025	16.369	16.388	19,00
6 Mo.	17/07/2025	16.455	16.478	23,00
1 Yr.	20/01/2026	16.620	16.655	35,00

Money Market Rates (ACT/360)									
RATE	O/N	1 Wk	2 Wk	1 Mo	2 Mo	3 Mo	6 Mo	9 Mo	1 Yr
INTERBANK (IDR)	6,03%	6,33%	6,48%	6,60%	#VALUE!	6,80%	no data	no data	no data
INTERBANK (USD)	4,35%	4,38%	4,39%	4,41%	4,48%	4,52%	4,54%	4,56%	4,54%
<b>INDONESIA</b>	<b>6,03%</b>								
SIBOR (SGD)	0,10%	0,14%	no data	0,17%	0,21%	0,25%	0,35%	0,47%	0,58%
LIBOR (USD)	5,06%	no data	no data	4,96%	no data	4,85%	4,68%	no data	6,04%
JIBOR (IDR)	6,03%	6,29%	no data	6,62%	no data	6,92%	7,06%	no data	7,22%

Indonesia Government Bond									
Seri	Coupon	Bid	Offer	Bid Yield	Day(s) to Next Coupon	Last Week	Last Month	Day(s) to maturity	Trend
FR0064	6,125	97,03	97,40	7,138	118	97,37	97,51	1197 Hari	↓
FR0081	6,500	99,79	99,95	6,982	149	99,87	99,82	147 Hari	↓
FR0084	7,250	100,19	100,48	7,052	29	100,33	100,61	389 Hari	↓
FR0090	5,125	95,99	96,34	7,082	88	96,20	96,20	807 Hari	↓
FR0091	6,375	94,90	95,38	7,291	88	95,76	96,36	2609 Hari	↓
FR0092	7,125	98,00	98,99	7,330	149	99,40	100,19	6271 Hari	↓
FR0093	6,375	93,47	94,69	7,175	179	94,33	94,80	4500 Hari	↓
FR0089	6,875	95,95	97,71	7,219	29	96,87	97,07	9573 Hari	↓
FR0095	6,375	97,71	98,11	7,107	29	98,00	98,24	1288 Hari	↓
FR0096	7,000	98,13	98,51	7,310	29	99,05	100,09	2911 Hari	↓
PBS012	8,875	110,08	110,57	6,989	118	110,45	110,35	2459 Hari	↓
PBS003	6,000	97,82	98,13	7,154	179	98,13	97,97	718 Hari	↓
PBS033	6,750	95,50	96,23	7,155	149	96,70	96,97	8072 Hari	↓
PBS036	5,375	99,19	99,54	6,803	29	99,45	99,15	207 Hari	↓
PBS037	6,875	99,84	100,18	6,894	57	100,01	99,61	4019 Hari	↓
PBS029	6,375	97,68	97,95	6,717	57	97,78	97,84	3298 Hari	↓
PBS034	6,500	95,43	96,12	7,008	149	95,85	96,00	5190 Hari	↓
FR0100	6,625	95,43	95,70	7,322	29	96,32	97,70	3271 Hari	↓
FR0101	6,875	98,84	99,18	7,193	88	99,35	99,57	1528 Hari	↓
FR0102	6,875	95,59	97,12	7,239	179	96,72	97,53	10623 Hari	↓
FR0103	6,750	96,09	96,39	7,290	179	96,99	98,33	3779 Hari	↓
FR0104	6,500	96,94	97,33	7,183	179	97,43	97,72	1978 Hari	↓
FR0098	7,125	98,12	98,58	7,347	149	99,27	100,55	4830 Hari	↓
FR0097	7,125	97,43	97,85	7,382	149	99,17	100,23	6631 Hari	↓
PBS038	6,875	97,46	98,05	7,093	149	97,78	97,74	8973 Hari	↓
PBS004	6,100	93,67	94,18	6,879	29	93,92	94,01	4352 Hari	↓
PBS030	5,875	97,05	97,33	6,838	179	97,18	97,21	1258 Hari	↓
PBS039	6,625	96,39	96,87	6,998	179	96,63	97,34	5940 Hari	↓
PBS032	4,875	96,77	96,96	7,187	179	96,95	96,94	537 Hari	↓



Tim Riset:  
 Ryan Eka Putra - Dealer FI - Ext.7952 - ryan.ekaputra@banksumselbabel.com  
 Disclaimer/ Pernyataan bebas tanggung jawab: Semua data dalam lembaran ini hanya dipergunakan sebagai informasi, Kinerja masa lalu bukan merupakan indikasi kinerja masa depan atau perkiraan performa atas suatu instrumen. Informasi yang dimuat dalam lembaran ini diperoleh dari sumber yang dapat dipercaya, namun BPD Sumsel Babel tidak menjamin kelengkapan atau akurasi. Data, opini dan perkiraan yang diungkapkan dapat berubah tanpa pemberitahuan dan BPD Sumsel Babel tegas menolai setiap dan semua tanggung jawab atas pernyataan dan jaminan, termasuk maupun teroris, yang tercantum di sini, atau yang tidak dicantumkan.