

Fixed Income Daily Report

Wednesday, 22 January 2025 09:00:23

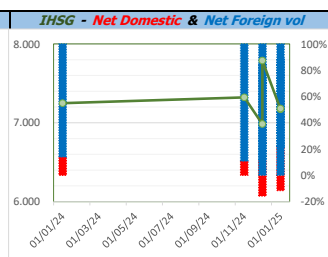

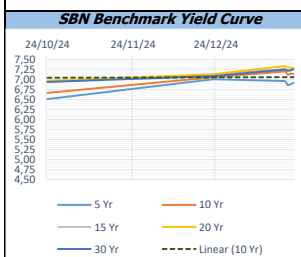
| Global Market | | | | Policy rates | | | | |
|--|-----------------|-----------|--------|------------------------|------------|------|-------|-------|
| Indicator | price yesterday | TOD price | % chg. | Indicator | Date | Last | Prev. | Trend |
| USD/IDR Today | 16360 | 16290 | -0,43% | BI-7 DS RR | | 5,75 | 6,25 | ↓ |
| SGD/IDR Spot | 11990 | 12027 | 0,31% | BI - Depfac | 15/01/2025 | 5,25 | 5,50 | ↓ |
| MYR/IDR Spot | 3639 | 3648 | 0,25% | BI - LF | | 6,75 | 7,00 | ↓ |
| SAR/IDR Spot | 4357 | 4352 | -0,11% | US Fed's Current Range | | 4,50 | 5,50 | ↓ |
| US - Dow Jones Industrial Average | 43488 | 44026 | 1,22% | LPS IDR | | 4,25 | 4,25 | → |
| Tokyo - Nikkei 225 | 39028 | 39594 | 1,43% | LPS USD | 01/02/2024 | 2,25 | 2,25 | → |
| Hong Kong - Hang Seng Index | 20107 | 19903 | -1,02% | LPS BPR | | 6,75 | 6,75 | → |
| Singapore - Srait Time Index STI | 3795 | 3800 | 0,13% | | | | | |
| Indonesia - IHSG | 7182 | 7232 | 0,69% | | | | | |
| WTI Crude Oil Future/ barrel (Aug. 2024) | 69,91 | 69,91 | 0,00% | | | | | |
| Gold Spot \$/Oz | 2747,61 | 2748,12 | 0,02% | | | | | |
| Ice Newcastle Coal/ metric ton | 118,15 | 117,75 | -0,34% | | | | | |
| Malaysia CPO Contract (MYR/Metric ton) | 4675,00 | 4675,00 | 0,00% | | | | | |

| Indonesia Economic Data (in US\$ Billion, or percentage) | | | | | |
|--|------------|-----------|-----------|-------|--|
| Indicator | Date | Last | Prev. | Trend | |
| GDP (Gross Domestic Bruto) | 30/09/2024 | 4,95 | 5,05 | ↓ | |
| CPI (YoY) | 31/12/2024 | 1,57 | 1,55 | ↑ | |
| CPI Core (YoY) | 31/12/2024 | 2,26 | 0 | ↑ | |
| CPI (MoM) | 30/11/2024 | 0,44 | 0,30 | ↑ | |
| Trade Balance (USD Billion) | 31/12/2024 | \$ 2,240 | \$ 4,367 | ↓ | |
| Export Growth | 31/12/2024 | \$ 4,78 | \$ 9,10 | ↓ | |
| Import Growth | 31/12/2024 | \$ 11,07 | \$ 0,23 | ↑ | |
| Foreign Reserves | 31/12/2024 | \$ 155,72 | \$ 150,24 | ↑ | |
| Balance of Payment | 30/09/2024 | \$ -2.150 | \$ -3.246 | ↑ | |

| Foreign currency (US\$) and Money Market (Rp.) | | | | |
|--|------------|--------|--------|-------|
| Tenor | Sett. Date | BID | OFFER | Gap. |
| TOD | 22/01/2025 | 16.330 | 16.340 | 10,00 |
| TOM | 23/01/2025 | 16.331 | 16.341 | 10,05 |
| SPOT | 24/01/2025 | 16.331 | 16.341 | 10,05 |
| NDF 1Mo. | 24/02/2025 | 16.326 | 16.339 | 13,00 |
| D-NDF 3Mo. | 24/04/2025 | 16.382 | 16.407 | 25,00 |
| 1 Wk. | 31/01/2025 | 16.334 | 16.345 | 10,82 |
| 2 Wk. | 07/02/2025 | 16.339 | 16.350 | 11,10 |
| 1 Mo. | 24/02/2025 | 16.350 | 16.362 | 12,00 |
| 2 Mo. | 24/03/2025 | 16.367 | 16.382 | 15,00 |
| 3 Mo. | 24/04/2025 | 16.389 | 16.402 | 13,15 |
| 6 Mo. | 24/07/2025 | 16.460 | 16.478 | 18,00 |
| 1 Yr. | 26/01/2026 | 16.600 | 16.640 | 40,00 |

| Money Market Rates (ACT/360) | | | | | | | | | |
|------------------------------|--------------|---------|---------|-------|---------|-------|---------|---------|---------|
| RATE | O/N | 1 Wk | 2 Wk | 1 Mo | 3 Mo | 6 Mo | 9 Mo | 1 Yr | |
| INTERBANK (IDR) | 5,77% | 6,15% | 6,23% | 6,45% | #VALUE! | 6,65% | no data | no data | no data |
| INTERBANK (USD) | 4,37% | 4,37% | 4,38% | 4,43% | 4,49% | 4,52% | 4,52% | 4,51% | 4,51% |
| INDONESIA | 5,77% | | | | | | | | |
| SIBOR (SGD) | 0,10% | 0,14% | no data | 0,17% | 0,21% | 0,25% | 0,35% | 0,47% | 0,58% |
| LIBOR (USD) | 5,06% | no data | no data | 4,96% | no data | 4,85% | 4,68% | no data | 6,04% |
| JIBOR (IDR) | 5,77% | 6,04% | no data | 6,39% | no data | 6,70% | 6,81% | no data | 7,00% |

| Indonesia Government Bond | | | | | | | | | |
|---------------------------|--------|--------|--------|-----------|-----------------------|-----------|------------|--------------------|-------|
| Seri | Coupon | Bid | Offer | Bid Yield | Day(s) to Next Coupon | Last Week | Last Month | Day(s) to maturity | Trend |
| FR0064 | 6,125 | 97,85 | 98,28 | 6,839 | 111 | 97,91 | 97,51 | 1190 Hari | ↓ |
| FR0081 | 6,500 | 99,86 | 100,07 | 6,809 | 142 | 99,94 | 99,82 | 140 Hari | ↓ |
| FR0084 | 7,250 | 100,28 | 100,71 | 6,961 | 22 | 100,46 | 100,61 | 382 Hari | ↓ |
| FR0090 | 5,125 | 96,45 | 96,90 | 6,868 | 81 | 96,46 | 96,20 | 800 Hari | ↓ |
| FR0091 | 6,375 | 95,95 | 96,35 | 7,099 | 81 | 96,01 | 96,36 | 2602 Hari | ↓ |
| FR0092 | 7,125 | 98,26 | 99,10 | 7,302 | 142 | 98,78 | 100,19 | 6264 Hari | ↓ |
| FR0093 | 6,375 | 94,00 | 94,72 | 7,108 | 172 | 94,08 | 94,80 | 4493 Hari | ↓ |
| FR0089 | 6,875 | 95,45 | 95,97 | 7,263 | 22 | 95,36 | 97,07 | 9566 Hari | ↑ |
| FR0095 | 6,375 | 98,42 | 98,83 | 6,881 | 22 | 98,51 | 98,24 | 1281 Hari | ↓ |
| FR0096 | 7,000 | 99,26 | 99,59 | 7,121 | 22 | 99,22 | 100,09 | 2904 Hari | ↑ |
| PBS012 | 8,875 | 109,15 | 109,65 | 7,151 | 111 | 109,41 | 110,35 | 2452 Hari | ↓ |
| PBS003 | 6,000 | 98,37 | 98,52 | 6,885 | 172 | 98,11 | 97,97 | 711 Hari | ↑ |
| PBS033 | 6,750 | 94,61 | 95,21 | 7,239 | 142 | 94,90 | 96,97 | 8065 Hari | ↓ |
| PBS036 | 5,375 | 99,26 | 99,61 | 6,733 | 22 | 99,42 | 99,15 | 200 Hari | ↓ |
| PBS037 | 6,875 | 99,48 | 99,81 | 6,942 | 50 | 99,67 | 99,61 | 4012 Hari | ↓ |
| PBS029 | 6,375 | 97,66 | 97,93 | 6,720 | 50 | 97,82 | 97,84 | 3291 Hari | ↓ |
| PBS034 | 6,500 | 94,43 | 95,16 | 7,124 | 142 | 94,85 | 96,00 | 5183 Hari | ↓ |
| FR0100 | 6,625 | 96,57 | 96,89 | 7,144 | 22 | 96,77 | 97,70 | 3264 Hari | ↓ |
| FR0101 | 6,875 | 99,84 | 100,21 | 6,917 | 81 | 100,07 | 99,57 | 1521 Hari | ↓ |
| FR0102 | 6,875 | 95,40 | 96,13 | 7,255 | 172 | 95,63 | 97,53 | 10617 Hari | ↓ |
| FR0103 | 6,750 | 97,16 | 97,55 | 7,139 | 172 | 97,31 | 98,33 | 3772 Hari | ↓ |
| FR0104 | 6,500 | 98,09 | 98,40 | 6,925 | 172 | 98,10 | 97,72 | 1971 Hari | ↓ |
| FR0098 | 7,125 | 98,87 | 99,30 | 7,257 | 142 | 99,16 | 100,55 | 4823 Hari | ↓ |
| FR0097 | 7,125 | 98,37 | 98,91 | 7,286 | 142 | 98,30 | 100,23 | 6624 Hari | ↑ |
| PBS038 | 6,875 | 95,46 | 96,05 | 7,271 | 142 | 95,87 | 97,74 | 8966 Hari | ↓ |
| PBS004 | 6,100 | 92,93 | 93,48 | 6,976 | 22 | 93,17 | 94,01 | 4345 Hari | ↓ |
| PBS030 | 5,875 | 96,76 | 97,04 | 6,939 | 172 | 96,78 | 97,21 | 1251 Hari | ↓ |
| PBS039 | 6,625 | 94,11 | 97,44 | 7,242 | 172 | 95,78 | 97,34 | 5934 Hari | ↓ |
| PBS032 | 4,875 | 97,02 | 97,36 | 7,031 | 172 | 97,08 | 96,94 | 530 Hari | ↓ |



Tim Riset: Ryan Eka Putra - Dealer FI - Ext.7952 - ryan.ekaputra@banksumselbabel.com

Disclaimer/ Pernyataan bebas tanggung jawab: Semua data dalam lembaran ini hanya dipergunakan sebagai informasi. Kinerja masa lalu bukan merupakan indikasi kinerja masa depan atau perkiraan performa suatu instrumen. Informasi yang dimuat dalam lembaran ini diperoleh dari sumber yang dapat dipercaya, namun BPD Sumsel Babel tidak menjamin kelengkapan atau akurasi. Data, opini dan perkiraan yang diungkapkan dapat berubah tanpa pemberitahuan dan BPD Sumsel Babel tegas menolai setiap dan semua tanggung jawab atas pernyataan dan jaminan, tersurat maupun tersirat, yang tercantum di sini, atau yang tidak dicantumkan.