

### Fixed Income Daily Report

Thursday, 23 January 2025 09:00:14

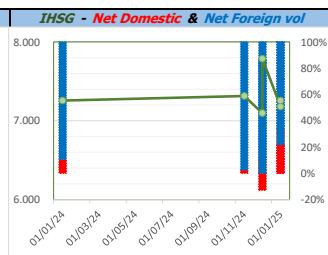
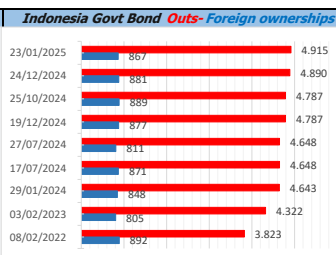
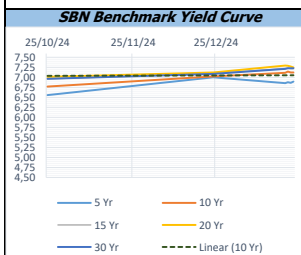
Global Market				Policy rates				
Indicator	price yesterday	TOD price	% chg.	Indicator	Date	Last	Prev.	Trend
USD/IDR Today	16335	16285	-0,31%	BI-7 DS RR		5,75	6,25	↓
SGD/IDR Spot	12027	12014	-0,11%	BI - Depfac	15/01/2025	5,25	5,50	↓
MYR/IDR Spot	3648	3661	0,33%	BI - LF		6,75	7,00	↓
SAR/IDR Spot	4326	4340	0,32%	US Fed's Current Range		4,50	5,50	↓
US - Dow Jones Industrial Average	44026	44157	0,30%	LPS IDR		4,25	4,25	→
Tokyo - Nikkei 225	39646	39868	0,56%	LPS USD	01/02/2024	2,25	2,25	→
Hong Kong - Hang Seng Index	19779	20014	1,18%	LPS BPR		6,75	6,75	→
Singapore - Srait Time Index STI	3781	3799	0,48%					
Indonesia - IHSG	7257	7285	0,38%					
WTI Crude Oil Future/ barrel (Aug. 2024)	69,91	69,91	0,00%					
Gold Spot \$/Oz	2752,11	2752,64	0,02%					
Ice Newcastle Coal/ metric ton	117,75	116,75	-0,86%					
Malaysia CPO Contract (MYR/Metric ton)	4675,00	4675,00	0,00%					

Indonesia Economic Data (in US\$ Billion, or percentage)				
Indicator	Date	Last	Prev.	Trend
GDP (Gross Domestic Bruto)	30/09/2024	4,95	5,05	↓
CPI (YoY)	31/12/2024	1,57	1,55	↑
CPI Core (YoY)	31/12/2024	2,26	0	↑
CPI (MoM)	30/11/2024	0,44	0,30	↑
Trade Balance (USD Billion)	31/12/2024	\$ 2,240	\$ 4,367	↓
Export Growth	31/12/2024	\$ 4,78	\$ 9,10	↓
Import Growth	31/12/2024	\$ 11,07	\$ 0,23	↑
Foreign Reserves	31/12/2024	\$ 155,72	\$ 150,24	↑
Balance of Payment	30/09/2024	\$ -2.150	\$ -3.246	↑

Foreign currency (US\$) and Money Market (Rp.)				
Tenor	Sett. Date	BID	OFFER	Gap.
TOD	23/01/2025	16.315	16.325	10,00
TOM	24/01/2025	16.315	16.326	10,13
SPOT	30/01/2025	16.315	16.326	10,13
NDF 1Mo.	28/02/2025	16.259	16.273	14,00
D-NDF 3Mo.	30/04/2025	16.299	16.325	26,00
1 Wk.	06/02/2025	16.319	16.330	11,16
2 Wk.	13/02/2025	16.323	16.334	11,00
1 Mo.	28/02/2025	16.332	16.343	11,00
2 Mo.	27/03/2025	16.348	16.363	15,15
3 Mo.	30/04/2025	16.367	16.381	14,00
6 Mo.	30/07/2025	16.430	16.460	30,00
1 Yr.	30/01/2026	16.590	16.620	30,00

Money Market Rates (ACT/360)									
RATE	O/N	1 Wk	2 Wk	1 Mo	3 Mo	6 Mo	9 Mo	1 Yr	
INTERBANK (IDR)	5,73%	6,13%	6,23%	6,35%	#VALUE!	6,53%	no data	no data	no data
INTERBANK (USD)	4,38%	4,39%	4,38%	4,41%	4,47%	4,51%	4,51%	4,49%	4,51%
<b>INDONESIA</b>	<b>5,73%</b>								
SIBOR (SGD)	0,10%	0,14%	no data	0,17%	0,21%	0,25%	0,35%	0,47%	0,58%
LIBOR (USD)	5,06%	no data	no data	4,96%	no data	4,85%	4,68%	no data	6,04%
JIBOR (IDR)	5,73%	6,04%	no data	6,39%	no data	6,70%	6,81%	no data	7,00%

Indonesia Government Bond									
Seri	Coupon	Bid	Offer	Bid Yield	Day(s) to Next Coupon	Last Week	Last Month	Day(s) to maturity	Trend
FR0064	6,125	97,76	98,16	6,890	105	97,91	97,51	1185 Hari	↓
FR0081	6,500	99,87	100,06	6,804	136	99,94	99,82	134 Hari	↓
FR0084	7,250	100,26	100,63	6,988	16	100,46	100,61	376 Hari	↓
FR0090	5,125	96,36	96,73	6,913	75	96,46	96,20	794 Hari	↓
FR0091	6,375	96,15	96,49	7,062	75	96,01	96,36	2596 Hari	↑
FR0092	7,125	98,39	99,18	7,289	136	98,78	100,19	6258 Hari	↓
FR0093	6,375	93,94	94,69	7,115	166	94,08	94,80	4487 Hari	↓
FR0089	6,875	95,91	96,76	7,222	16	95,36	97,07	9560 Hari	↑
FR0095	6,375	98,37	98,77	6,899	16	98,51	98,24	1275 Hari	↓
FR0096	7,000	99,52	99,86	7,077	16	99,22	100,09	2898 Hari	↑
PBS012	8,875	109,46	109,96	7,095	105	109,41	110,35	2446 Hari	↑
PBS003	6,000	98,35	98,43	6,907	166	98,11	97,97	705 Hari	↑
PBS033	6,750	95,18	95,78	7,185	136	94,90	96,97	8059 Hari	↑
PBS036	5,375	99,21	99,56	6,822	16	99,42	99,15	194 Hari	↓
PBS037	6,875	99,54	99,87	6,934	44	99,67	99,61	4006 Hari	↓
PBS029	6,375	97,66	97,93	6,721	44	97,82	97,84	3285 Hari	↓
PBS034	6,500	95,57	96,30	6,992	136	94,85	96,00	5177 Hari	↓
FR0100	6,625	96,68	97,07	7,128	16	96,77	97,70	3258 Hari	↓
FR0101	6,875	99,70	100,24	6,955	75	100,07	99,57	1515 Hari	↓
FR0102	6,875	95,78	96,54	7,223	166	95,63	97,53	10611 Hari	↑
FR0103	6,750	97,51	97,78	7,091	166	97,31	98,33	3766 Hari	↑
FR0104	6,500	98,18	98,48	6,904	166	98,10	97,72	1965 Hari	↑
FR0098	7,125	99,16	99,59	7,223	136	99,16	100,55	4817 Hari	↑
FR0097	7,125	98,73	99,15	7,250	136	98,30	100,23	6618 Hari	↓
PBS038	6,875	95,56	96,15	7,262	136	95,87	97,74	8961 Hari	↓
PBS004	6,100	93,38	93,91	6,918	16	93,17	94,01	4339 Hari	↑
PBS030	5,875	96,79	97,07	6,928	166	96,78	97,21	1245 Hari	↑
PBS039	6,625	95,86	97,07	7,054	166	95,78	97,34	5928 Hari	↑
PBS032	4,875	97,04	97,41	7,019	166	97,08	96,94	524 Hari	↓



Tim Riset:  
 Ryan Eka Putra - Dealer FI - Ext.7952 - ryan.ekaputra@banksumselbabel.com  
 Disclaimer/ Pernyataan bebas tanggung jawab: Semua data dalam lembaran ini hanya dipergunakan sebagai informasi. Kinerja masa lalu bukan merupakan indikasi kinerja masa depan atau perkiraan performa suatu instrumen. Informasi yang dimuat dalam lembaran ini diperoleh dari sumber yang dapat dipercaya, namun BPD Sumsel Babel tidak menjamin kelengkapan atau akurasi. Data, opini dan perkiraan yang diungkapkan dapat berubah tanpa pemberitahuan dan BPD Sumsel Babel tegas menolai setiap dan semua tanggung jawab atas pernyataan dan jaminan, tersurat maupun tersirat, yang tercantum di sini, atau yang tidak dicantumkan.