

Fixed Income Daily Report

Monday, 03 February 2025 09:00:11

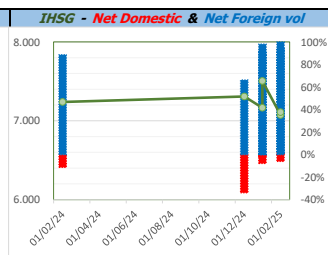
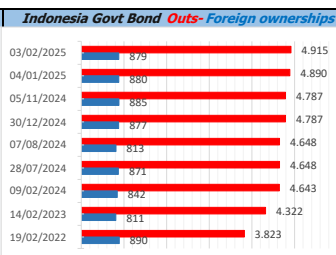
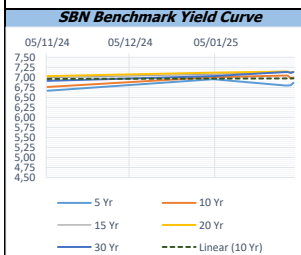
Global Market				Policy rates				
Indicator	price yesterday	TOD price	% chg.	Indicator	Date	Last	Prev.	Trend
USD/IDR Today	16260	16300	0,25%	BI-7 DS RR		5,75	6,25	↓
SGD/IDR Spot	12047	12034	-0,11%	BI - Depfac	15/01/2025	5,25	5,50	↓
MYR/IDR Spot	3681	3664	-0,45%	BI - LF		6,75	7,00	↓
SAR/IDR Spot	4348	4348	0,00%	US Fed's Current Range		4,50	5,50	↓
US - Dow Jones Industrial Average	44882	44545	-0,76%	LPS IDR		4,25	4,25	→
Tokyo - Nikkei 225	39572	38712	-2,22%	LPS USD	01/02/2024	2,25	2,25	→
Hong Kong - Hang Seng Index	20225	19814	-2,08%	LPS BPR		6,75	6,75	→
Singapore - Srait Time Index STI	3856	3835	-0,55%					
Indonesia - IHSG	7109	7053	-0,80%					
WTI Crude Oil Future/ barrel (Aug. 2024)	69,91	69,91	0,00%					
Gold Spot \$/Oz	2781,96	2782,58	0,02%					
Ice Newcastle Coal/ metric ton	116,90	118,50	1,35%					
Malaysia CPO Contract (MYR/Metric ton)	4675,00	4675,00	0,00%					

Indonesia Economic Data (in US\$ Billion, or percentage)				
Indicator	Date	Last	Prev.	Trend
GDP (Gross Domestic Bruto)	30/09/2024	4,95	5,05	↓
CPI (YoY)	31/12/2024	1,57	1,55	↑
CPI Core (YoY)	31/12/2024	2,26	0	↑
CPI (MoM)	30/11/2024	0,44	0,30	↑
Trade Balance (USD Billion)	31/12/2024	\$ 2,240	\$ 4,367	↓
Export Growth	31/12/2024	\$ 4,78	\$ 9,10	↓
Import Growth	31/12/2024	\$ 11,07	\$ 0,23	↑
Foreign Reserves	31/12/2024	\$ 155,72	\$ 150,24	↑
Balance of Payment	30/09/2024	\$ -2.150	\$ -3.246	↑

Foreign currency (US\$) and Money Market (Rp.)				
Tenor	Sett. Date	BID	OFFER	Gap.
TOD	03/02/2025	16.295	16.305	10,00
TOM	04/02/2025	16.296	16.306	10,15
SPOT	05/02/2025	16.296	16.306	10,15
NDF 1Mo.	05/03/2025	16.425	16.440	15,00
D-NDF 3Mo.	05/05/2025	16.460	16.490	30,00
1 Wk.	12/02/2025	16.299	16.310	10,99
2 Wk.	19/02/2025	16.303	16.315	11,54
1 Mo.	05/03/2025	16.311	16.323	12,00
2 Mo.	08/04/2025	16.325	16.340	15,00
3 Mo.	05/05/2025	16.347	16.360	13,00
6 Mo.	05/08/2025	16.409	16.432	23,45
1 Yr.	05/02/2026	16.550	16.603	53,42

Money Market Rates (ACT/360)									
RATE	O/N	1 Wk	2 Wk	1 Mo	2 Mo	3 Mo	6 Mo	9 Mo	1 Yr
INTERBANK (IDR)	5,83%	6,10%	6,20%	6,38%	#VALUE!	6,53%	no data	no data	no data
INTERBANK (USD)	4,39%	4,39%	4,38%	4,42%	4,47%	4,50%	4,54%	4,52%	4,52%
INDONESIA	5,83%								
SIBOR (SGD)	0,10%	0,14%	no data	0,17%	0,21%	0,25%	0,35%	0,47%	0,58%
LIBOR (USD)	5,06%	no data	no data	4,96%	no data	4,85%	4,68%	no data	6,04%
JIBOR (IDR)	5,83%	6,03%	no data	6,40%	no data	6,70%	6,81%	no data	7,00%

Indonesia Government Bond									
Seri	Coupon	Bid	Offer	Bid Yield	Day(s) to Next Coupon	Last Week	Last Month	Day(s) to maturity	Trend
FR0064	6,125	98,02	98,46	6,805	99	98,25	98,25	1179 Hari	↓
FR0081	6,500	99,93	100,12	6,633	130	100,02	100,02	128 Hari	↓
FR0084	7,250	100,37	100,78	6,866	10	100,55	100,55	370 Hari	↓
FR0090	5,125	96,56	96,89	6,835	69	96,73	96,73	788 Hari	↓
FR0091	6,375	96,51	96,71	6,999	69	96,67	96,67	2590 Hari	↓
FR0092	7,125	99,46	100,23	7,179	130	99,85	99,85	6252 Hari	↓
FR0093	6,375	94,10	95,01	7,097	160	94,55	94,55	4481 Hari	↓
FR0089	6,875	95,86	96,73	7,228	10	96,70	96,70	9554 Hari	↓
FR0095	6,375	98,56	99,00	6,840	10	98,84	98,84	1269 Hari	↓
FR0096	7,000	99,92	100,29	7,013	10	100,08	100,08	2892 Hari	↓
PBS012	8,875	109,33	109,81	7,112	99	109,57	109,57	2440 Hari	↓
PBS003	6,000	98,43	98,72	6,867	160	#N/A N/A	#N/A N/A	699 Hari	#VALUE!
PBS033	6,750	94,85	95,43	7,216	130	95,14	95,14	8053 Hari	↓
PBS036	5,375	99,47	99,82	6,401	10	99,65	99,65	188 Hari	↓
PBS037	6,875	99,61	99,94	6,925	38	99,77	99,77	4000 Hari	↓
PBS029	6,375	97,37	97,64	6,766	38	97,50	97,50	3279 Hari	↓
PBS034	6,500	96,01	96,72	6,942	130	96,37	96,37	5171 Hari	↓
FR0100	6,625	97,56	97,99	6,994	10	97,74	97,74	3252 Hari	↓
FR0101	6,875	100,04	100,41	6,860	69	100,21	100,21	1509 Hari	↓
FR0102	6,875	96,85	97,78	7,132	160	97,32	97,32	10605 Hari	↓
FR0103	6,750	98,21	98,47	6,994	160	98,37	98,37	3760 Hari	↓
FR0104	6,500	98,31	98,72	6,877	160	98,48	98,48	1959 Hari	↓
FR0098	7,125	99,83	100,21	7,144	130	100,02	100,02	4811 Hari	↓
FR0097	7,125	99,81	100,28	7,143	130	100,05	100,05	6612 Hari	↓
PBS038	6,875	95,37	95,96	7,279	130	95,67	95,67	8955 Hari	↓
PBS004	6,100	93,64	94,17	6,885	10	93,91	93,91	4333 Hari	↓
PBS030	5,875	97,19	97,47	6,802	160	97,33	97,33	1239 Hari	↓
PBS039	6,625	96,03	96,73	7,036	160	96,38	96,38	5922 Hari	↓
PBS032	4,875	97,21	97,58	6,938	160	97,39	96,94	518 Hari	↓



Tim Riset:
 Ryan Eka Putra - Dealer FI - Ext.7952 - ryan.ekaputra@banksumselabel.com
 Disclaimer/ Pernyataan bebas tanggung jawab: Semua data dalam lembaran ini hanya dipergunakan sebagai informasi, Kinerja masa lalu bukan merupakan indikasi kinerja masa depan atau perkiraan performa atas suatu instrumen. Informasi yang dimuat dalam lembaran ini diperoleh dari sumber yang dapat dipercaya, namun BPD Sumsel Babel tidak menjamin kelengkapan atau akurasi. Data, opini dan perkiraan yang diungkapkan dapat berubah tanpa pemberitahuan dan BPD Sumsel Babel tegas menolai setiap dan semua tanggung jawab atas pernyataan dan jaminan, termasuk maupun teroris, yang tercantum di sini, atau yang tidak dicantumkan.