

Fixed Income Daily Report

Wednesday, 05 February 2025 09:02:55

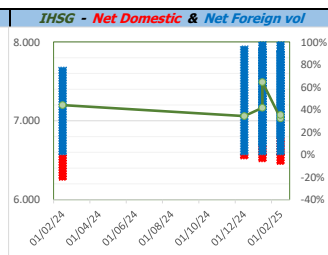
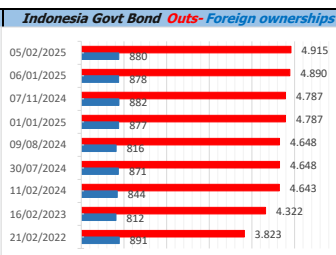
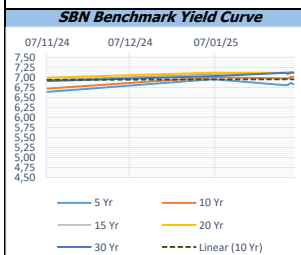
Global Market				Policy rates				
Indicator	price yesterday	TOD price	% chg.	Indicator	Date	Last	Prev.	Trend
USD/IDR Today	16345	16308	-0,23%	BI-7 DS RR		5,75	6,25	↓
SGD/IDR Spot	12025	12025	0,00%	BI - Depfac	15/01/2025	5,25	5,50	↓
MYR/IDR Spot	3664	3668	0,12%	BI - LF		6,75	7,00	↓
SAR/IDR Spot	4385	4348	-0,85%	US Fed's Current Range		4,50	5,50	↓
US - Dow Jones Industrial Average	44422	44556	0,30%	LPS IDR		4,25	4,25	↔
Tokyo - Nikkei 225	38798	38841	0,11%	LPS USD	01/02/2024	2,25	2,25	↔
Hong Kong - Hang Seng Index	20790	20550	-1,17%	LPS BPR		6,75	6,75	↔
Singapore - Srait Time Index STI	3823	3820	-0,08%					
Indonesia - IHSG	7073	7063	-0,14%					
WTI Crude Oil Future/ barrel (Aug. 2024)	69,91	69,91	0,00%					
Gold Spot \$/Oz	2843,88	2844,54	0,02%					
Ice Newcastle Coal/ metric ton	115,65	112,50	-2,80%					
Malaysia CPO Contract (MYR/Metric ton)	4675,00	4675,00	0,00%					

Indonesia Economic Data (in US\$ Billion, or percentage)					
Indicator	Date	Last	Prev.	Trend	
GDP (Gross Domestic Bruto)	30/09/2024	4,95	5,05	↓	
CPI (YoY)	31/01/2025	0,76	1,57	↓	
CPI Core (YoY)	31/01/2025	2,36	4,42	↓	
CPI (MoM)	31/12/2024	-0,76	0,44	↓	
Trade Balance (USD Billion)	31/12/2024	\$ 2,240	\$ 4,367	↓	
Export Growth	31/12/2024	\$ 4,78	\$ 9,10	↓	
Import Growth	31/12/2024	\$ 11,07	\$ 0,23	↑	
Foreign Reserves	31/12/2024	\$ 155,72	\$ 150,24	↑	
Balance of Payment	30/09/2024	\$ -2.150	\$ -3.246	↑	

Foreign currency (US\$) and Money Market (Rp.)				
Tenor	Sett. Date	BID	OFFER	Gap.
TOD	05/02/2025	16.280	16.330	50,00
TOM	06/02/2025	16.280	16.331	50,16
SPOT	07/02/2025	16.280	16.331	50,16
NDF 1Mo.	07/03/2025	16.291	16.320	29,00
D-NDF 3Mo.	07/05/2025	16.345	16.377	32,00
1 Wk.	14/02/2025	16.284	16.335	50,49
2 Wk.	21/02/2025	16.289	16.340	51,08
1 Mo.	07/03/2025	16.296	16.349	53,00
2 Mo.	08/04/2025	16.313	16.368	55,00
3 Mo.	07/05/2025	16.334	16.389	55,00
6 Mo.	07/08/2025	16.400	16.460	59,80
1 Yr.	09/02/2026	16.550	16.620	69,66

Money Market Rates (ACT/360)									
RATE	O/N	1 Wk	2 Wk	1 Mo	3 Mo	6 Mo	9 Mo	1 Yr	
INTERBANK (IDR)	5,79%	6,10%	6,23%	6,38%	#VALUE!	6,53%	no data	no data	no data
INTERBANK (USD)	4,38%	4,38%	4,38%	4,42%	4,46%	4,50%	4,51%	4,48%	4,49%
INDONESIA	5,79%								
SIBOR (SGD)	0,10%	0,14%	no data	0,17%	0,21%	0,25%	0,35%	0,47%	0,58%
LIBOR (USD)	5,06%	no data	no data	4,96%	no data	4,85%	4,68%	no data	6,04%
JIBOR (IDR)	5,79%	6,03%	no data	6,40%	no data	6,70%	6,81%	no data	7,00%

Indonesia Government Bond									
Seri	Coupon	Bid	Offer	Bid Yield	Day(s) to Next Coupon	Last Week	Last Month	Day(s) to maturity	Trend
FR0064	6,125	98,06	98,41	6,792	97	98,25	98,25	1177 Hari	↓
FR0081	6,500	99,93	100,10	6,648	128	100,02	100,02	126 Hari	↓
FR0084	7,250	100,42	100,74	6,815	8	100,55	100,55	368 Hari	↓
FR0090	5,125	96,57	96,91	6,835	67	96,73	96,73	786 Hari	↓
FR0091	6,375	96,86	97,21	6,936	67	96,67	96,67	2588 Hari	↑
FR0092	7,125	99,45	100,20	7,179	128	99,85	99,85	6250 Hari	↓
FR0093	6,375	93,90	95,10	7,122	158	94,55	94,55	4479 Hari	↓
FR0089	6,875	96,15	97,38	7,202	8	96,70	96,70	9552 Hari	↓
FR0095	6,375	98,78	99,10	6,768	8	98,84	98,84	1267 Hari	↓
FR0096	7,000	100,00	100,36	7,000	8	100,08	100,08	2890 Hari	↓
PBS012	8,875	109,11	109,58	7,151	97	109,57	109,57	2438 Hari	↓
PBS003	6,000	98,57	98,84	6,798	158	98,66	98,66	697 Hari	↓
PBS033	6,750	94,82	95,41	7,219	128	95,14	95,14	8051 Hari	↓
PBS036	5,375	99,47	99,82	6,409	8	99,65	99,65	186 Hari	↓
PBS037	6,875	99,60	99,94	6,926	36	99,77	99,77	3998 Hari	↓
PBS029	6,375	97,37	97,65	6,765	36	97,50	97,50	3277 Hari	↓
PBS034	6,500	94,05	94,76	7,169	128	96,37	96,37	5169 Hari	↓
FR0100	6,625	97,69	97,99	6,974	8	97,74	97,74	3250 Hari	↓
FR0101	6,875	100,13	100,53	6,834	67	100,21	100,21	1507 Hari	↓
FR0102	6,875	97,04	97,78	7,116	158	97,32	97,32	10603 Hari	↓
FR0103	6,750	98,12	98,36	7,006	158	98,37	98,37	3758 Hari	↓
FR0104	6,500	98,58	98,85	6,817	158	98,48	98,48	1957 Hari	↑
FR0098	7,125	99,93	100,30	7,132	128	100,02	100,02	4809 Hari	↓
FR0097	7,125	100,12	100,53	7,112	128	100,05	100,05	6610 Hari	↑
PBS038	6,875	95,88	96,47	7,234	128	95,67	95,67	8953 Hari	↑
PBS004	6,100	92,93	93,46	6,978	8	93,91	93,91	4331 Hari	↓
PBS030	5,875	97,23	97,51	6,789	158	97,33	97,33	1237 Hari	↓
PBS039	6,625	96,03	96,73	7,035	158	96,38	96,38	5920 Hari	↓
PBS032	4,875	97,33	97,55	6,854	158	97,39	96,94	516 Hari	↓



Tim Riset:
 Ryan Eka Putra - Dealer FI - Ext.7952 - ryan.ekaputra@banksumselbabel.com
 Disclaimer/ Pernyataan bebas tanggung jawab: Semua data dalam lembaran ini hanya dipergunakan sebagai informasi. Kinerja masa lalu bukan merupakan indikasi kinerja masa depan atau perkiraan performa atas suatu instrumen. Informasi yang dimuat dalam lembaran ini diperoleh dari sumber yang dapat dipercaya, namun BPD Sumsel Babel tidak menjamin kelengkapan atau akurasi. Data, opini dan perkiraan yang diungkapkan dapat berubah tanpa pemberitahuan dan BPD Sumsel Babel tegas menolai setiap dan semua tanggung jawab atas pernyataan dan jaminan, tersurat maupun tersirat, yang tercantum di sini, atau yang tidak dicantumkan.