

Fixed Income Daily Report

Friday, 07 February 2025 09:00:30

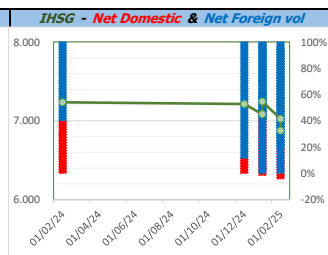
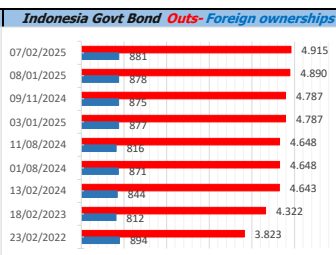
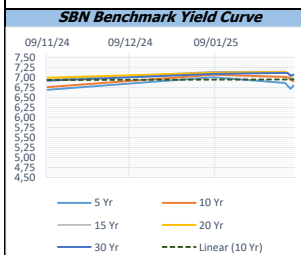
Global Market				Policy rates				
Indicator	price yesterday	TOD price	% chg.	Indicator	Date	Last	Prev.	Trend
USD/IDR Today	16285	16330	0,28%	BI-7 DS RR		5,75	6,25	↓
SGD/IDR Spot	12061	12076	0,12%	BI - Depfac	15/01/2025	5,25	5,50	↓
MYR/IDR Spot	3684	3687	0,10%	BI - LF		6,75	7,00	↓
SAR/IDR Spot	4357	4357	0,00%	US Fed's Current Range		4,50	5,50	↓
US - Dow Jones Industrial Average	44873	44748	-0,28%	LPS IDR		4,25	4,25	→
Tokyo - Nikkei 225	39067	38960	-0,27%	LPS USD	01/02/2024	2,25	2,25	→
Hong Kong - Hang Seng Index	20892	20977	0,41%	LPS BPR		6,75	6,75	→
Singapore - Srait Time Index STI	3830	3840	0,26%					
Indonesia - IHSG	6876	6731	-2,14%					
WTI Crude Oil Future/ barrel (Aug. 2024)	69,91	69,91	0,00%					
Gold Spot \$/Oz	2865,59	2866,24	0,02%					
Ice Newcastle Coal/ metric ton	111,25	108,95	-2,11%					
Malaysia CPO Contract (MYR/Metric ton)	4675,00	4675,00	0,00%					

Indonesia Economic Data (in US\$ Billion, or percentage)					
Indicator	Date	Last	Prev.	Trend	
GDP (Gross Domestic Bruto)	31/12/2024	5,02	4,95	↑	
CPI (YoY)	31/01/2025	0,76	1,57	↓	
CPI Core (YoY)	31/01/2025	2,36	4,42	↓	
CPI (MoM)	31/12/2024	-0,76	0,44	↓	
Trade Balance (USD Billion)	31/12/2024	\$ 2,239	\$ 4,367	↓	
Export Growth	31/12/2024	\$ 4,78	\$ 9,10	↓	
Import Growth	31/12/2024	\$ 11,07	\$ 0,23	↑	
Foreign Reserves	31/12/2024	\$ 155,72	\$ 150,24	↑	
Balance of Payment	30/09/2024	\$ -2.150	\$ -3.246	↑	

Foreign currency (US\$) and Money Market (Rp.)				
Tenor	Sett. Date	BID	OFFER	Gap.
TOD	07/02/2025	16.325	16.335	10,00
TOM	08/02/2025	16.327	16.337	10,23
SPOT	11/02/2025	16.327	16.337	10,23
NDF 1Mo.	11/03/2025	16.340	16.363	23,00
D-NDF 3Mo.	14/05/2025	16.390	16.423	33,00
1 Wk.	18/02/2025	16.331	16.341	10,50
2 Wk.	25/02/2025	16.334	16.346	11,10
1 Mo.	11/03/2025	16.346	16.356	10,04
2 Mo.	11/04/2025	16.364	16.379	15,00
3 Mo.	14/05/2025	16.385	16.397	12,00
6 Mo.	11/08/2025	16.450	16.470	19,61
1 Yr.	11/02/2026	16.605	16.625	20,42

Money Market Rates (ACT/360)									
RATE	O/N	1 Wk	2 Wk	1 Mo	2 Mo	3 Mo	6 Mo	9 Mo	1 Yr
INTERBANK (IDR)	5,78%	6,10%	6,23%	6,38%	#VALUE!	6,65%	no data	no data	no data
INTERBANK (USD)	4,38%	4,38%	4,38%	4,41%	4,45%	4,49%	4,50%	4,51%	4,50%
INDONESIA	5,78%								
SIBOR (SGD)	0,10%	0,14%	no data	0,17%	0,21%	0,25%	0,35%	0,47%	0,58%
LIBOR (USD)	5,06%	no data	no data	4,96%	no data	4,85%	4,68%	no data	6,04%
JIBOR (IDR)	5,78%	6,03%	no data	6,40%	no data	6,70%	6,81%	no data	7,00%

Indonesia Government Bond									
Seri	Coupon	Bid	Offer	Bid Yield	Day(s) to Next Coupon	Last Week	Last Month	Day(s) to maturity	Trend
FR0064	6,125	98,36	98,70	6,688	93	98,25	98,25	1173 Hari	↑
FR0081	6,500	99,98	100,18	6,487	124	100,02	100,02	122 Hari	↓
FR0084	7,250	100,47	100,84	6,766	4	100,55	100,55	364 Hari	↓
FR0090	5,125	96,83	97,18	6,712	63	96,73	96,73	782 Hari	↑
FR0091	6,375	97,25	97,70	6,864	63	96,67	96,67	2584 Hari	↑
FR0092	7,125	100,43	101,18	7,080	124	99,85	99,85	6246 Hari	↑
FR0093	6,375	95,05	95,71	6,976	154	94,55	94,55	4475 Hari	↑
FR0089	6,875	97,18	98,40	7,113	4	96,70	96,70	9548 Hari	↑
FR0095	6,375	98,96	99,36	6,713	4	98,84	98,84	1263 Hari	↑
FR0096	7,000	100,48	100,87	6,920	4	100,08	100,08	2886 Hari	↑
PBS012	8,875	109,34	109,80	7,108	93	109,57	109,57	2434 Hari	↓
PBS003	6,000	98,75	99,02	6,698	154	98,66	98,66	693 Hari	↑
PBS033	6,750	95,69	96,28	7,137	124	95,14	95,14	8047 Hari	↑
PBS036	5,375	99,46	99,81	6,452	4	99,65	99,65	182 Hari	↓
PBS037	6,875	99,51	99,84	6,938	32	99,77	99,77	3995 Hari	↓
PBS029	6,375	97,26	97,53	6,783	32	97,50	97,50	3274 Hari	↓
PBS034	6,500	96,12	96,82	6,930	124	96,37	96,37	5165 Hari	↓
FR0100	6,625	98,19	98,35	6,898	4	97,74	97,74	3246 Hari	↑
FR0101	6,875	100,31	100,75	6,786	63	100,21	100,21	1503 Hari	↑
FR0102	6,875	97,77	98,37	7,056	154	97,32	97,32	10599 Hari	↑
FR0103	6,750	98,87	99,18	6,902	154	98,37	98,37	3754 Hari	↑
FR0104	6,500	98,99	99,44	6,723	154	98,48	98,48	1953 Hari	↑
FR0098	7,125	101,39	101,74	6,952	124	100,02	100,02	4805 Hari	↑
FR0097	7,125	100,74	101,09	7,051	124	100,05	100,05	6606 Hari	↑
PBS038	6,875	97,01	97,59	7,133	124	95,67	95,67	8949 Hari	↑
PBS004	6,100	93,65	94,18	6,885	4	93,91	93,91	4327 Hari	↓
PBS030	5,875	97,03	97,31	6,860	154	97,33	97,33	1233 Hari	↓
PBS039	6,625	96,31	96,76	7,006	154	96,38	96,38	5916 Hari	↓
PBS032	4,875	97,49	97,69	6,744	154	97,39	96,94	512 Hari	↑



Tim Riset:
 Ryan Eka Putra - Dealer FI - Ext.7952 - ryan.ekaputra@banksumselbabel.com
 Disclaimer/ Pernyataan bebas tanggung jawab: Semua data dalam lembaran ini hanya dipergunakan sebagai informasi. Kinerja masa lalu bukan merupakan indikasi kinerja masa depan atau perkiraan performa atas suatu instrumen. Informasi yang dimuat dalam lembaran ini diperoleh dari sumber yang dapat dipercaya, namun BPD Sumsel Babel tidak menjamin kelengkapan atau akurasi. Data, opini dan perkiraan yang diungkapkan dapat berubah tanpa pemberitahuan dan BPD Sumsel Babel tegas menolai setiap dan semua tanggung jawab atas pernyataan dan jaminan, tersurat maupun terisrat, yang tercantum di sini, atau yang tidak dicantumkan.