

Fixed Income Daily Report

Tuesday, 11 February 2025 09:01:55

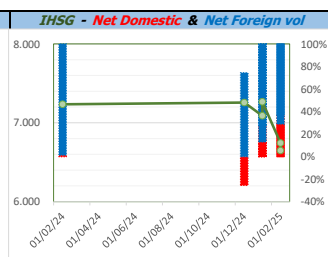

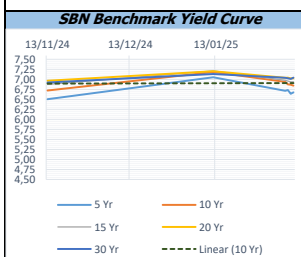
Global Market				Policy rates				
Indicator	price yesterday	TOD price	% chg.	Indicator	Date	Last	Prev.	Trend
USD/IDR Today	16345	16363	0,11%	BI-7 DS RR		5,75	6,25	↓
SGD/IDR Spot	12054	12081	0,22%	BI - Depfac	15/01/2025	5,25	5,50	↓
MYR/IDR Spot	3670	3659	-0,30%	BI - LF		6,75	7,00	↓
SAR/IDR Spot	4342	4361	0,44%	US Fed's Current Range		4,50	5,50	↓
US - Dow Jones Industrial Average	44303	44470	0,38%	LPS IDR		4,25	4,25	→
Tokyo - Nikkei 225	38787	38801	0,04%	LPS USD	01/02/2024	2,25	2,25	→
Hong Kong - Hang Seng Index	21522	21528	0,03%	LPS BPR		6,75	6,75	→
Singapore - Srait Time Index STI	3875	3861	-0,36%					
Indonesia - IHSG	6648	6629	-0,29%					
WTI Crude Oil Future/ barrel (Aug. 2024)	69,91	69,91	0,00%					
Gold Spot \$/Oz	2934,14	2934,71	0,02%					
Ice Newcastle Coal/ metric ton	107,25	105,65	-1,51%					
Malaysia CPO Contract (MYR/Metric ton)	#N/A N/A	#N/A N/A	#VALUE!					

Indonesia Economic Data (in US\$ Billion, or percentage)					
Indicator	Date	Last	Prev.	Trend	
GDP (Gross Domestic Bruto)	31/12/2024	5,02	4,95	↑	
CPI (YoY)	31/01/2025	0,76	1,57	↓	
CPI Core (YoY)	31/01/2025	2,36	4,42	↓	
CPI (MoM)	31/12/2024	-0,76	0,44	↓	
Trade Balance (USD Billion)	31/12/2024	\$ 2,239	\$ 4,367	↓	
Export Growth	31/12/2024	\$ 4,78	\$ 9,10	↓	
Import Growth	31/12/2024	\$ 11,07	\$ 0,23	↑	
Foreign Reserves	31/01/2025	\$ 156,08	\$ 155,72	↑	
Balance of Payment	30/09/2024	\$ -2,150	\$ -3,246	↑	

Foreign currency (US\$) and Money Market (Rp.)				
Tenor	Sett. Date	BID	OFFER	Gap.
TOD	11/02/2025	16.355	16.360	5,00
TOM	12/02/2025	16.356	16.361	5,19
SPOT	13/02/2025	16.356	16.361	5,19
NDF 1Mo.	13/03/2025	16.369	16.388	19,00
D-NDF 3Mo.	14/05/2025	16.417	16.440	23,00
1 Wk.	20/02/2025	16.359	16.365	5,93
2 Wk.	27/02/2025	16.365	16.371	6,00
1 Mo.	13/03/2025	16.374	16.381	7,05
2 Mo.	14/04/2025	16.393	16.403	10,00
3 Mo.	14/05/2025	16.414	16.423	9,00
6 Mo.	13/08/2025	16.482	16.495	13,09
1 Yr.	13/02/2026	16.632	16.650	18,00

Money Market Rates (ACT/360)									
RATE	O/N	1 Wk	2 Wk	1 Mo	3 Mo	6 Mo	9 Mo	1 Yr	
INTERBANK (IDR)	5,77%	6,08%	6,23%	6,38%	#VALUE!	6,70%	no data	no data	no data
INTERBANK (USD)	4,41%	4,37%	4,40%	4,40%	4,47%	4,52%	4,49%	4,54%	4,57%
INDONESIA	5,77%								
SIBOR (SGD)	0,10%	0,14%	no data	0,17%	0,21%	0,25%	0,35%	0,47%	0,58%
LIBOR (USD)	5,06%	no data	no data	4,96%	no data	4,85%	4,68%	no data	6,04%
JIBOR (IDR)	5,77%	6,03%	no data	6,39%	no data	6,69%	6,80%	no data	6,99%

Indonesia Government Bond									
Seri	Coupon	Bid	Offer	Bid Yield	Day(s) to Next Coupon	Last Week	Last Month	Day(s) to maturity	Trend
FR0064	6,125	98,51	98,86	6,637	91	98,64	98,25	1171 Hari	↓
FR0081	6,500	100,00	100,18	6,436	122	100,09	100,02	120 Hari	↓
FR0084	7,250	100,51	100,86	6,722	2	100,68	100,55	362 Hari	↓
FR0090	5,125	96,95	97,27	6,651	61	97,08	96,73	780 Hari	↓
FR0091	6,375	97,58	97,95	6,806	61	97,69	96,67	2582 Hari	↓
FR0092	7,125	100,48	101,13	7,075	122	100,80	99,85	6244 Hari	↓
FR0093	6,375	95,07	95,62	6,974	152	95,41	94,55	4473 Hari	↓
FR0089	6,875	97,43	98,40	7,091	2	97,84	96,70	9546 Hari	↓
FR0095	6,375	99,31	99,71	6,599	2	99,31	98,84	1261 Hari	↓
FR0096	7,000	100,90	101,25	6,851	2	100,86	100,08	2884 Hari	↑
PBS012	8,875	109,48	109,95	7,081	91	109,56	109,57	2432 Hari	↓
PBS003	6,000	98,90	99,17	6,615	152	98,94	98,66	691 Hari	↓
PBS033	6,750	95,17	95,77	7,186	122	96,01	95,14	8045 Hari	↓
PBS036	5,375	99,45	99,80	6,491	2	99,64	99,65	180 Hari	↓
PBS037	6,875	99,56	99,90	6,931	30	99,68	99,77	3993 Hari	↓
PBS029	6,375	97,25	97,52	6,785	30	97,39	97,50	3272 Hari	↓
PBS034	6,500	95,80	96,52	6,966	122	96,51	96,37	5163 Hari	↓
FR0100	6,625	98,53	98,82	6,846	2	98,40	97,74	3244 Hari	↑
FR0101	6,875	100,79	101,06	6,651	61	100,83	100,21	1501 Hari	↓
FR0102	6,875	97,95	98,54	7,040	152	98,13	97,32	10597 Hari	↓
FR0103	6,750	99,27	99,53	6,848	152	99,22	98,37	3752 Hari	↑
FR0104	6,500	99,37	99,64	6,639	152	99,45	98,48	1951 Hari	↓
FR0098	7,125	101,60	101,96	6,938	122	101,60	100,02	4803 Hari	↑
FR0097	7,125	101,01	101,38	7,025	122	101,05	100,05	6604 Hari	↓
PBS038	6,875	95,88	96,47	7,234	122	97,31	95,67	8947 Hari	↓
PBS004	6,100	93,39	93,93	6,920	2	93,92	93,91	4325 Hari	↓
PBS030	5,875	97,40	97,68	6,737	152	97,35	97,33	1231 Hari	↑
PBS039	6,625	95,36	96,52	7,107	152	96,54	96,38	5914 Hari	↓
PBS032	4,875	97,68	97,88	6,607	152	97,67	96,94	510 Hari	↑



Tim Riset:
 Ryan Eka Putra - Dealer FI - Ext.7952 - ryan.ekaputra@banksumselbabel.com
 Disclaimer/ Pernyataan bebas tanggung jawab: Semua data dalam lembaran ini hanya dipergunakan sebagai informasi. Kinerja masa lalu bukan merupakan indikasi kinerja masa depan atau perkiraan performa atas suatu instrumen. Informasi yang dimuat dalam lembaran ini diperoleh dari sumber yang dapat dipercaya, namun BPD Sumsel Babel tidak menjamin kelengkapan atau akurasi. Data, opini dan perkiraan yang diungkapkan dapat berubah tanpa pemberitahuan dan BPD Sumsel Babel tegas menolai setiap dan semua tanggung jawab atas pernyataan dan jaminan, tersurat maupun tersirat, yang tercantum di sini, atau yang tidak dicantumkan.