

Fixed Income Daily Report

Friday, 14 February 2025 09:00:14

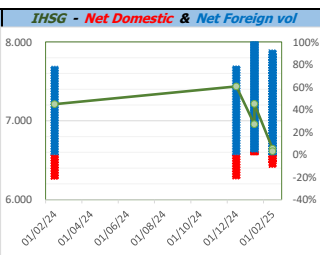
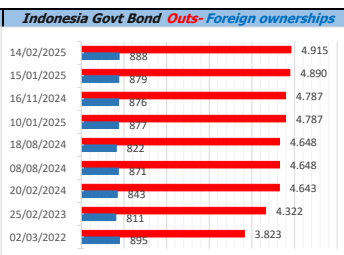
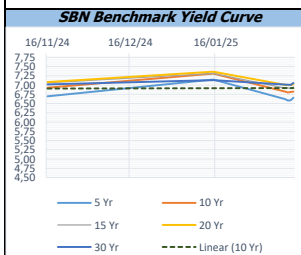
Global Market				Policy rates				
Indicator	price yesterday	TOD price	% chg.	Indicator	Date	Last	Prev.	Trend
USD/IDR Today	16367	16355	-0,07%	BI-7 DS RR		5,75	6,25	↓
SGD/IDR Spot	12093	12121	0,23%	BI - Depfac	15/01/2025	5,25	5,50	↓
MYR/IDR Spot	3664	3666	0,06%	BI - LF		6,75	7,00	↓
SAR/IDR Spot	4362	4362	0,00%	US Fed's Current Range		4,50	5,50	↓
US - Dow Jones Industrial Average	44369	44711	0,77%	LPS IDR		4,25	4,25	→
Tokyo - Nikkei 225	39461	39234	-0,58%	LPS USD	01/02/2024	2,25	2,25	→
Hong Kong - Hang Seng Index	21814	22189	1,69%	LPS BPR		6,75	6,75	→
Singapore - Srait Time Index STI	3883	3865	-0,45%					
Indonesia - IHSG	6614	6643	0,45%					
WTI Crude Oil Future/ barrel (Aug. 2024)	75,89	75,89	0,00%					
Gold Spot \$/Oz	2929,98	2930,63	0,02%					
Ice Newcastle Coal/ metric ton	104,50	104,30	-0,19%					
Malaysia CPO Contract (MYR/Metric ton)	4700,00	4700,00	0,00%					

Indonesia Economic Data (in US\$ Billion, or percentage)					
Indicator	Date	Last	Prev.	Trend	
GDP (Gross Domestic Bruto)	31/12/2024	5,02	4,95	↑	
CPI (YoY)	31/01/2025	0,76	1,57	↓	
CPI Core (YoY)	31/01/2025	2,36	4,42	↓	
CPI (MoM)	31/12/2024	-0,76	0,44	↓	
Trade Balance (USD Billion)	31/12/2024	\$ 2,239	\$ 4,367	↓	
Export Growth	31/12/2024	\$ 4,78	\$ 9,10	↓	
Import Growth	31/12/2024	\$ 11,07	\$ 0,23	↑	
Foreign Reserves	31/01/2025	\$ 156,08	\$ 155,72	↑	
Balance of Payment	30/09/2024	\$ -2.150	\$ -3.246	↑	

Foreign currency (US\$) and Money Market (Rp.)				
Tenor	Sett. Date	BID	OFFER	Gap.
TOD	14/02/2025	16.280	16.300	20,00
TOM	15/02/2025	16.280	16.301	20,16
SPOT	18/02/2025	16.280	16.301	20,16
NDF 1Mo.	18/03/2025	16.295	16.310	15,00
D-NDF 3Mo.	19/05/2025	16.341	16.360	19,00
1 Wk.	25/02/2025	16.284	16.304	20,54
2 Wk.	04/03/2025	16.288	16.309	20,64
1 Mo.	18/03/2025	16.296	16.317	20,98
2 Mo.	21/04/2025	16.313	16.338	25,03
3 Mo.	19/05/2025	16.331	16.354	22,57
6 Mo.	18/08/2025	16.393	16.417	24,26
1 Yr.	18/02/2026	16.530	16.560	30,00

Money Market Rates (ACT/360)									
RATE	O/N	1 Wk	2 Wk	1 Mo	3 Mo	6 Mo	9 Mo	1 Yr	
INTERBANK (IDR)	5,65%	6,03%	6,23%	6,38%	#VALUE!	6,70%	no data	no data	no data
INTERBANK (USD)	4,38%	4,36%	4,38%	4,40%	4,50%	4,51%	4,53%	4,55%	4,58%
INDONESIA	5,65%								
SIBOR (SGD)	0,10%	0,14%	no data	0,17%	0,21%	0,25%	0,35%	0,47%	0,58%
LIBOR (USD)	5,06%	no data	no data	4,96%	no data	4,85%	4,68%	no data	6,04%
JIBOR (IDR)	5,65%	6,02%	no data	6,38%	no data	6,69%	6,78%	no data	6,97%

Indonesia Government Bond									
Seri	Coupon	Bid	Offer	Bid Yield	Day(s) to Next Coupon	Last Week	Last Month	Day(s) to maturity	Trend
FR0064	6,125	98,57	98,90	6,618	86	98,64	98,25	1166 Hari	↓
FR0081	6,500	99,97	100,14	6,537	117	100,09	100,02	115 Hari	↓
FR0084	7,250	100,61	100,93	6,602	178	100,68	100,55	357 Hari	↓
FR0090	5,125	97,04	97,35	6,616	56	97,08	96,73	775 Hari	↓
FR0091	6,375	97,66	98,04	6,792	56	97,69	96,67	2577 Hari	↓
FR0092	7,125	100,49	101,10	7,074	117	100,80	99,85	6239 Hari	↓
FR0093	6,375	94,75	95,40	7,014	147	95,41	94,55	4468 Hari	↓
FR0089	6,875	97,17	98,11	7,114	178	97,84	96,70	9541 Hari	↓
FR0095	6,375	99,23	99,60	6,626	178	99,31	98,84	1257 Hari	↓
FR0096	7,000	101,02	101,32	6,833	178	100,86	100,08	2879 Hari	↑
PBS012	8,875	109,04	109,51	7,157	86	109,56	109,57	2427 Hari	↓
PBS003	6,000	98,92	99,20	6,606	147	98,94	98,66	686 Hari	↓
PBS033	6,750	94,91	95,52	7,211	117	96,01	95,14	8040 Hari	↓
PBS036	5,375	99,52	99,87	6,374	178	99,64	99,65	176 Hari	↓
PBS037	6,875	99,68	100,01	6,917	25	99,68	99,77	3988 Hari	↓
PBS029	6,375	97,07	97,35	6,812	25	97,39	97,50	3267 Hari	↓
PBS034	6,500	94,45	95,18	7,123	117	96,51	96,37	5158 Hari	↓
FR0100	6,625	98,64	98,89	6,829	178	98,40	97,74	3239 Hari	↑
FR0101	6,875	100,85	101,14	6,635	56	100,83	100,21	1496 Hari	↑
FR0102	6,875	97,78	98,46	7,054	147	98,13	97,32	10592 Hari	↓
FR0103	6,750	99,38	99,61	6,833	147	99,22	98,37	3747 Hari	↑
FR0104	6,500	99,39	99,60	6,635	147	99,45	98,48	1946 Hari	↓
FR0098	7,125	101,62	102,02	6,935	117	101,60	100,02	4798 Hari	↑
FR0097	7,125	101,03	101,39	7,023	117	101,05	100,05	6599 Hari	↑
PBS038	6,875	97,51	98,10	7,088	117	97,31	95,67	8942 Hari	↑
PBS004	6,100	93,47	94,01	6,910	178	93,92	93,91	4320 Hari	↓
PBS030	5,875	97,82	98,10	6,596	147	97,35	97,33	1226 Hari	↑
PBS039	6,625	95,11	96,62	7,134	147	96,54	96,38	5909 Hari	↓
PBS032	4,875	97,57	97,84	6,706	147	97,67	96,94	505 Hari	↓



Tim Riset:
 Ryan Eka Putra - Dealer FI - Ext.7952 - ryan.ekaputra@banksumselbabel.com
 Disclaimer/ Pernyataan bebas tanggung jawab: Semua data dalam lembaran ini hanya dipergunakan sebagai informasi, Kinerja masa lalu bukan merupakan indikasi kinerja masa depan atau perkiraan performa atas suatu instrumen. Informasi yang dimuat dalam lembaran ini diperoleh dari sumber yang dapat dipercaya, namun BPD Sumsel Babel tidak menjamin kelengkapan atau akurasi. Data, opini dan perkiraan yang diungkapkan dapat berubah tanpa pemberitahuan dan BPD Sumsel Babel tegas menolai setiap dan semua tanggung jawab atas pernyataan dan jaminan, termasuk maupun teroris, yang tercantum di sini, atau yang tidak dicantumkan.