

### Fixed Income Daily Report

Thursday, 20 February 2025 09:01:45

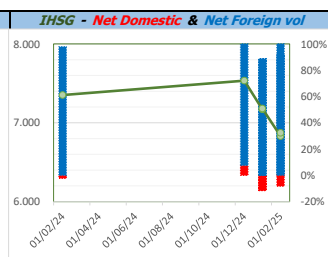

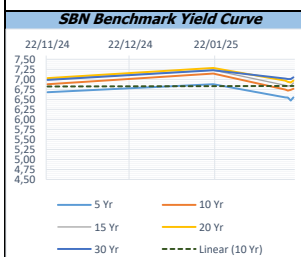
Global Market				Policy rates				
Indicator	price yesterday	TOD price	% chg.	Indicator	Date	Last	Prev.	Trend
USD/IDR Today	16275	16330	0,34%	BI-7 DS RR		5,75	6,25	↓
SGD/IDR Spot	12122	12169	0,38%	BI - Depfac	19/02/2025	5,25	5,50	↓
MYR/IDR Spot	3659	3674	0,40%	BI - LF		6,75	7,00	↓
SAR/IDR Spot	4356	4354	-0,05%	US Fed's Current Range		4,50	5,50	↓
US - Dow Jones Industrial Average	44556	44628	0,16%	LPS IDR		4,25	4,25	→
Tokyo - Nikkei 225	39165	38822	-0,88%	LPS USD	01/02/2024	2,25	2,25	→
Hong Kong - Hang Seng Index	22977	22944	-0,14%	LPS BPR		6,75	6,75	→
Singapore - Srait Time Index STI	3926	3934	0,22%					
Indonesia - IHSG	6874	6795	-1,16%					
WTI Crude Oil Future/ barrel (Aug. 2024)	75,89	75,89	0,00%					
Gold Spot \$/Oz	2939,09	2939,79	0,02%					
Ice Newcastle Coal/ metric ton	100,85	103,50	2,56%					
Malaysia CPO Contract (MYR/Metric ton)	4725,00	4725,00	0,00%					

Indonesia Economic Data (in US\$ Billion, or percentage)					
Indicator	Date	Last	Prev.	Trend	
GDP (Gross Domestic Bruto)	31/12/2024	5,02	4,95	↑	
CPI (YoY)	31/01/2025	0,76	1,57	↓	
CPI Core (YoY)	31/01/2025	2,36	4,42	↓	
CPI (MoM)	31/12/2024	-0,76	0,44	↓	
Trade Balance (USD Billion)	31/01/2025	\$ 3.450	\$ 2.240	↑	
Export Growth	31/01/2025	\$ 4,68	\$ 4,78	↓	
Import Growth	31/01/2025	\$ -2,67	\$ 11,06	↓	
Foreign Reserves	31/01/2025	\$ 156,08	\$ 155,72	↑	
Balance of Payment	30/09/2024	\$ -2.150	\$ -3.246	↑	

Foreign currency (US\$) and Money Market (Rp.)				
Tenor	Sett. Date	BID	OFFER	Gap.
TOD	20/02/2025	16.330	16.335	5,00
TOM	21/02/2025	16.330	16.336	5,19
SPOT	24/02/2025	16.330	16.336	5,19
NDF 1Mo.	24/03/2025	16.349	16.380	31,00
D-NDF 3Mo.	27/05/2025	16.399	16.421	22,00
1 Wk.	03/03/2025	16.334	16.340	5,64
2 Wk.	10/03/2025	16.338	16.345	7,00
1 Mo.	24/03/2025	16.344	16.350	6,00
2 Mo.	24/04/2025	16.358	16.370	12,02
3 Mo.	27/05/2025	16.372	16.385	13,00
6 Mo.	25/08/2025	16.421	16.443	21,73
1 Yr.	24/02/2026	16.561	16.606	45,00

Money Market Rates (ACT/360)									
RATE	O/N	1 Wk	2 Wk	1 Mo	2 Mo	3 Mo	6 Mo	9 Mo	1 Yr
INTERBANK (IDR)	5,67%	6,03%	6,23%	6,38%	#VALUE!	6,70%	no data	no data	no data
INTERBANK (USD)	4,38%	4,37%	4,37%	4,40%	4,47%	4,52%	4,52%	4,53%	4,55%
<b>INDONESIA</b>	<b>5,67%</b>								
SIBOR (SGD)	0,10%	0,14%	no data	0,17%	0,21%	0,25%	0,35%	0,47%	0,58%
LIBOR (USD)	5,06%	no data	no data	4,96%	no data	4,85%	4,68%	no data	6,04%
JIBOR (IDR)	5,67%	6,01%	no data	6,38%	no data	6,69%	6,78%	no data	6,97%

Indonesia Government Bond									
Seri	Coupon	Bid	Offer	Bid Yield	Day(s) to Next Coupon	Last Week	Last Month	Day(s) to maturity	Trend
FR0064	6,125	98,90	99,23	6,509	80	98,91	98,25	1160 Hari	↓
FR0081	6,500	99,98	100,14	6,483	111	100,06	100,02	109 Hari	↓
FR0084	7,250	100,74	101,09	6,432	172	100,78	100,55	351 Hari	↓
FR0090	5,125	97,33	97,64	6,484	50	97,34	96,73	769 Hari	↓
FR0091	6,375	97,92	98,24	6,742	50	98,15	96,67	2571 Hari	↓
FR0092	7,125	100,73	101,43	6,709	111	101,17	99,85	6233 Hari	↓
FR0093	6,375	95,11	95,88	6,958	141	95,27	94,55	4462 Hari	↓
FR0089	6,875	97,76	98,50	7,063	172	97,89	96,70	9536 Hari	↓
FR0095	6,375	99,46	99,81	6,552	172	99,53	98,84	1251 Hari	↓
FR0096	7,000	101,23	101,65	6,800	172	101,50	100,08	2873 Hari	↓
PBS012	8,875	110,99	111,46	6,808	80	109,28	109,57	2421 Hari	↑
PBS003	6,000	99,25	99,52	6,422	141	99,21	98,66	681 Hari	↑
PBS033	6,750	96,59	97,18	7,054	111	95,24	95,14	8034 Hari	↑
PBS036	5,375	99,55	99,90	6,338	172	99,70	99,65	170 Hari	↓
PBS037	6,875	99,63	99,96	6,923	19	99,85	99,77	3982 Hari	↓
PBS029	6,375	97,75	98,02	6,710	19	97,21	97,50	3261 Hari	↑
PBS034	6,500	95,02	95,73	7,057	111	94,92	96,37	5152 Hari	↑
<b>FR0100</b>	6,625	99,02	99,36	6,761	172	99,21	97,74	3233 Hari	↓
<b>FR0101</b>	6,875	101,14	101,46	6,551	50	101,15	100,21	1490 Hari	↓
<b>FR0102</b>	6,875	97,82	98,47	7,051	141	98,28	97,32	10586 Hari	↓
<b>FR0103</b>	6,750	99,40	99,65	6,835	141	99,96	98,37	3741 Hari	↓
<b>FR0104</b>	6,500	99,65	99,86	6,584	141	99,78	98,48	1940 Hari	↓
<b>FR0098</b>	7,125	101,77	102,14	6,913	111	102,35	100,02	4792 Hari	↓
<b>FR0097</b>	7,125	101,52	101,98	6,971	111	101,59	100,05	6593 Hari	↓
<b>PBS038</b>	6,875	97,62	98,21	7,079	111	97,80	95,67	8936 Hari	↓
<b>PBS004</b>	6,100	93,86	94,40	6,860	172	93,74	93,91	4314 Hari	↑
<b>PBS030</b>	5,875	98,19	98,47	6,473	141	97,89	97,33	1220 Hari	↑
<b>PBS039</b>	6,625	95,63	97,25	7,079	141	95,95	96,38	5903 Hari	↓
<b>PBS032</b>	4,875	97,99	98,14	6,400	141	97,83	96,94	499 Hari	↑



Tim Riset: Ryan Eka Putra - Dealer FI - Ext.7952 - ryan.ekaputra@banksumselbabel.com

Disclaimer/ Pernyataan bebas tanggung jawab: Semua data dalam lembaran ini hanya dipergunakan sebagai informasi, Kinerja masa lalu bukan merupakan indikasi kinerja masa depan atau perkiraan performa atas suatu instrumen. Informasi yang dimuat dalam lembaran ini diperoleh dari sumber yang dapat dipercaya, namun BPD Sumsel Babel tidak menjamin kelengkapan atau akurasi. Data, opini dan perkiraan yang diungkapkan dapat berubah tanpa pemberitahuan dan BPD Sumsel Babel tegas menolai setiap dan semua tanggung jawab atas pernyataan dan jaminan, tersurat maupun tersirat, yang tercantum di sini, atau yang tidak dicantumkan.