

Fixed Income Daily Report

Monday, 24 March 2025 09:01:10

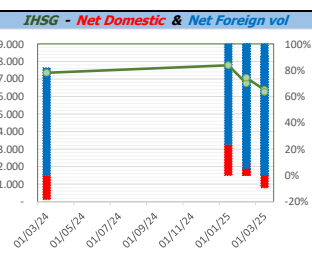
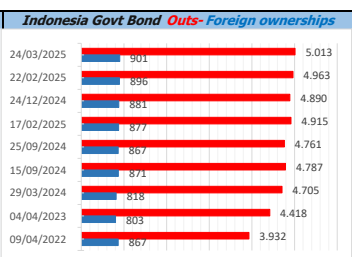
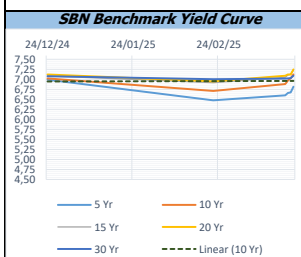
Global Market				Policy rates				
Indicator	price yesterday	TOD price	% chg.	Indicator	Date	Last	Prev.	Trend
USD/IDR Today	16475	16500	0,15%	BI-7 DS RR		5,75	6,25	↓
SGD/IDR Spot	12357	12364	0,06%	BI - Depfac	19/03/2025	5,25	5,50	↓
MYR/IDR Spot	3725	3734	0,25%	BI - LF		6,75	7,00	↓
SAR/IDR Spot	4399	4399	0,00%	US Fed's Current Range		4,50	5,50	↓
US - Dow Jones Industrial Average	41953	41985	0,08%	LPS IDR		4,25	4,25	→
Tokyo - Nikkei 225	37677	37729	0,14%	LPS USD	01/02/2024	2,25	2,25	→
Hong Kong - Hang Seng Index	23690	23601	-0,38%	LPS BPR		6,75	6,75	→
Singapore - Srait Time Index STI	3926	3927	0,02%					
Indonesia - IHSG	6258	6227	-0,50%					
WTI Crude Oil Future/ barrel (Aug. 2024)	72,57	72,57	0,00%					
Gold Spot \$/Oz	3021,31	3021,86	0,02%					
Ice Newcastle Coal/ metric ton	97,75	97,00	-0,77%					
Malaysia CPO Contract (MYR/Metric ton)	4507,00	4507,00	0,00%					

Indonesia Economic Data (in US\$ Billion, or percentage)					
Indicator	Date	Last	Prev.	Trend	
GDP (Gross Domestic Bruto)	31/12/2024	5,02	4,95	↑	
CPI (YoY)	28/02/2025	-0,09	0,76	↓	
CPI Core (YoY)	28/02/2025	2,48	5,08	↓	
CPI (MoM)	31/01/2025	-0,48	-0,76	↓	
Trade Balance (USD Billion)	28/02/2025	\$ 3.117	\$ 3.492	↓	
Export Growth	28/02/2025	\$ 14,05	\$ 4,56	↑	
Import Growth	28/02/2025	\$ 2,30	\$ -3,02	↑	
Foreign Reserves	28/02/2025	\$ 154,51	\$ 156,08	↓	
Balance of Payment	31/12/2024	\$ -1.145	\$ -2.008	↑	

Foreign currency (US\$) and Money Market (Rp.)				
Tenor	Sett. Date	BID	OFFER	Gap.
TOD	24/03/2025	16.500	16.510	10,00
TOM	25/03/2025	16.501	16.511	10,30
SPOT	26/03/2025	16.501	16.511	10,30
NDF 1Mo.	28/04/2025	16.540	16.555	15,00
D-NDF 3Mo.	26/06/2025	16.583	16.603	20,00
1 Wk.	08/04/2025	16.509	16.521	12,00
2 Wk.	09/04/2025	16.509	16.521	11,94
1 Mo.	28/04/2025	16.519	16.531	11,94
2 Mo.	27/05/2025	16.540	16.555	15,00
3 Mo.	26/06/2025	16.560	16.575	15,00
6 Mo.	26/09/2025	16.605	16.625	19,56
1 Yr.	26/03/2026	16.755	16.790	35,00

Money Market Rates (ACT/360)									
RATE	O/N	1 Wk	2 Wk	1 Mo	2 Mo	3 Mo	6 Mo	9 Mo	1 Yr
INTERBANK (IDR)	5,80%	6,10%	6,25%	6,33%	#VALUE!	6,48%	no data	no data	no data
INTERBANK (USD)	4,38%	4,40%	4,40%	4,41%	4,43%	4,47%	4,41%	4,33%	4,32%
INDONESIA	5,80%								
SIBOR (SGD)	0,10%	0,14%	no data	0,17%	0,21%	0,25%	0,35%	0,47%	0,58%
LIBOR (USD)	5,06%	no data	no data	4,96%	no data	4,85%	4,68%	no data	6,04%
JIBOR (IDR)	5,80%	6,02%	no data	6,38%	no data	6,68%	6,78%	no data	6,97%

Indonesia Government Bond									
Seri	Coupon	Bid	Offer	Bid Yield	Day(s) to Next Coupon	Last Week	Last Month	Day(s) to maturity	Trend
FR0064	6,125	98,18	98,71	6,774	50	98,50	98,53	1130 Hari	↓
FR0081	6,500	99,90	100,08	6,851	81	100,00	100,03	80 Hari	↓
FR0084	7,250	100,49	100,90	6,665	142	100,67	100,82	322 Hari	↓
FR0090	5,125	96,93	97,34	6,747	20	97,18	97,34	740 Hari	↓
FR0091	6,375	96,38	96,79	7,034	20	96,58	97,40	2542 Hari	↓
FR0092	7,125	98,65	99,87	7,263	81	99,58	100,76	6204 Hari	↓
FR0093	6,375	93,50	94,40	7,177	111	93,91	95,37	4432 Hari	↓
FR0089	6,875	97,14	98,17	7,116	142	97,66	98,21	9506 Hari	↓
FR0095	6,375	98,95	99,43	6,725	142	99,12	99,27	1221 Hari	↓
FR0096	7,000	99,18	99,67	7,137	142	99,41	100,75	2844 Hari	↓
PBS012	8,875	111,00	111,46	6,787	50	111,23	111,20	2392 Hari	↓
PBS003	6,000	98,85	99,12	6,679	111	98,99	99,10	651 Hari	↓
PBS033	6,750	96,81	97,33	7,034	81	97,07	97,10	8005 Hari	↓
PBS036	5,375	99,61	99,96	6,364	142	99,78	99,73	140 Hari	↓
PBS037	6,875	99,71	100,04	6,913	173	99,88	99,80	3952 Hari	↓
PBS029	6,375	97,05	97,32	6,820	173	97,18	97,21	3231 Hari	↓
PBS034	6,500	95,46	96,11	7,007	81	95,79	95,68	5123 Hari	↓
FR0100	6,625	96,70	97,12	7,131	142	96,96	98,46	3204 Hari	↓
FR0101	6,875	99,96	100,50	6,885	20	100,38	100,75	1461 Hari	↓
FR0102	6,875	97,97	98,39	7,038	111	97,76	98,36	10556 Hari	↑
FR0103	6,750	96,80	97,03	7,193	111	96,99	98,92	3711 Hari	↓
FR0104	6,500	98,15	98,51	6,918	111	98,33	98,98	1910 Hari	↓
FR0098	7,125	99,08	99,64	7,233	81	99,34	101,10	4763 Hari	↓
FR0097	7,125	98,70	99,27	7,253	81	99,12	101,06	6564 Hari	↓
PBS038	6,875	97,77	98,35	7,066	81	98,06	98,17	8906 Hari	↓
PBS004	6,100	93,35	93,88	6,929	142	93,62	94,11	4284 Hari	↓
PBS030	5,875	97,57	97,93	6,702	111	97,75	97,89	1190 Hari	↓
PBS039	6,625	96,18	97,65	7,021	111	96,92	96,92	5873 Hari	↓
PBS032	4,875	97,73	97,93	6,707	111	97,83	96,94	469 Hari	↓



Tim Riset: Ryan Eka Putra - Dealer FI - Ext.7952 - ryan.ekaputra@banksumselbabel.com

Disclaimer/ Pernyataan bebas tanggung jawab: Semua data dalam lembaran ini hanya dipergunakan sebagai informasi. Kinerja masa lalu bukan merupakan indikasi kinerja masa depan atau perkiraan performa atas suatu instrumen. Informasi yang dimuat dalam lembaran ini diperoleh dari sumber yang dapat dipercaya, namun BPD Sumsel Babel tidak menjamin kelengkapan atau akurasi. Data, opini dan perkiraan yang diungkapkan dapat berubah tanpa pemberitahuan dan BPD Sumsel Babel tegas menolai setiap dan semua tanggung jawab atas pernyataan dan jaminan, tersurat maupun tersirat, yang tercantum di sini, atau yang tidak dicantumkan.